


MY SUMMER REVIEW



Name: _____

Directions: Write the alphabet
letters in UPPERCASE letters.

Sandcastle Letters

--




Name: _____

Directions: Write the alphabet
letters in LOWERCASE letters.

Sandcastle Letters



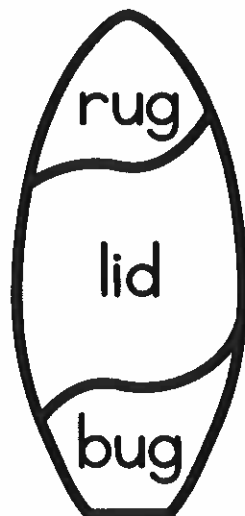
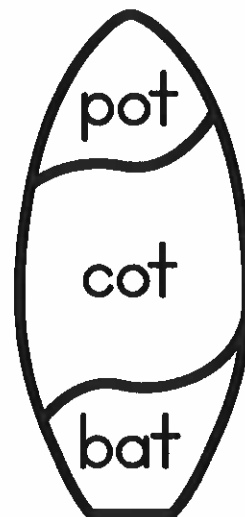





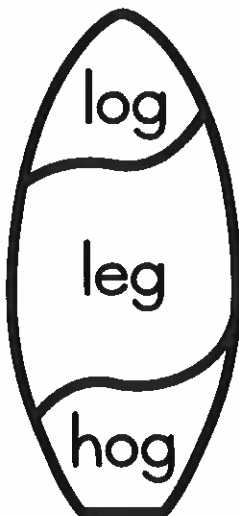
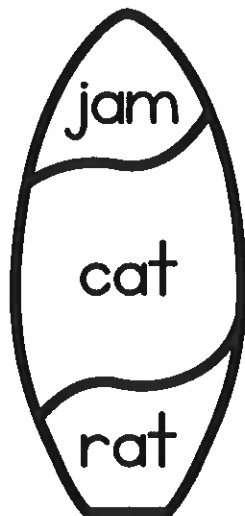
--



Name: _____

Directions: Read the words on each surfboard. Color the two words that rhyme.

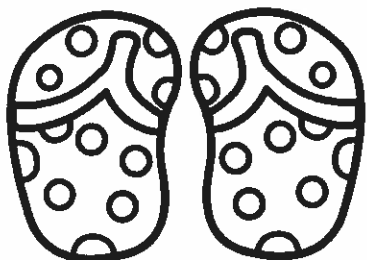
Surfin' Rhymes



Name: _____

Directions: Color the beginning sound that matches the picture. Choose one picture and write the word on the line below.

Summer Sounds



f

s

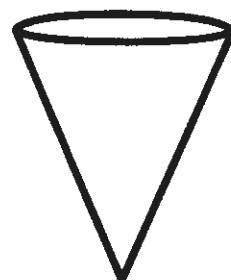
v



t

k


h



b

c


z



n

j


t



r

b

l



c

s


m



s

w

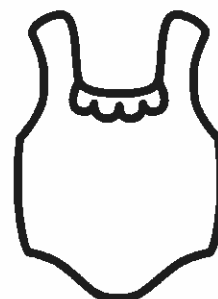
g



d

t

h



k

n

b

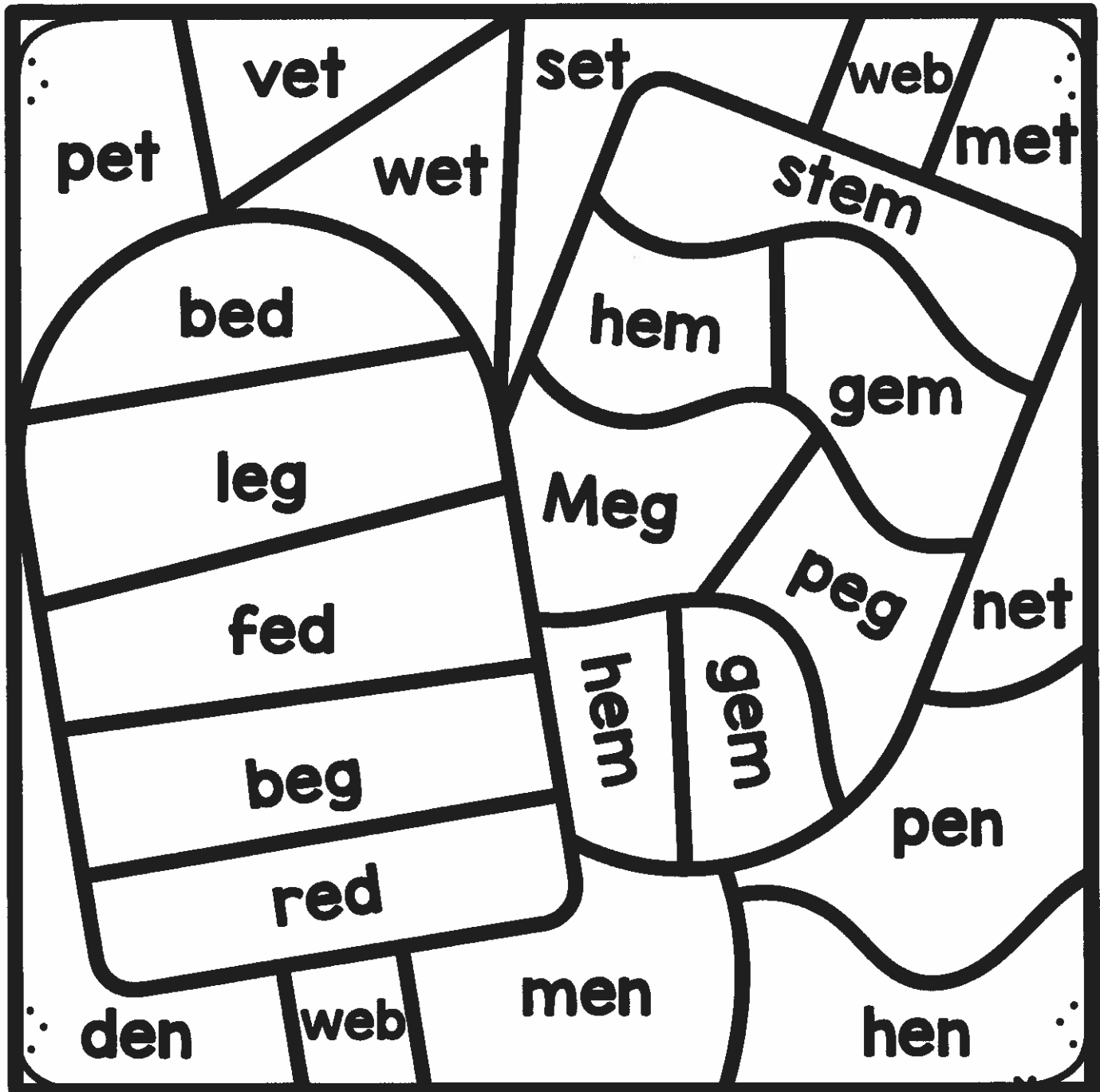


Name: _____

Color by Code

CVC Words

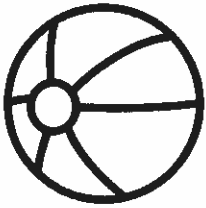
blue	green	purple	yellow	brown	orange
-et	-en	-ed	-eg	-eb	-em




Name: _____

Directions: Write the missing beginning sound on the line.

Beginning Sounds




all




ish



ump



emon



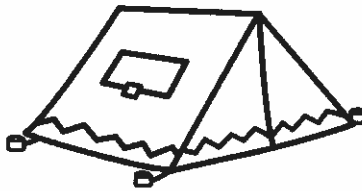
et



ie



ain



ent




arro



og




um



Name: _____

Directions: Color the number that matches the number of syllables in the word. Choose one word to write in a sentence at the bottom.

Summer Syllables



1

2


3



1

2

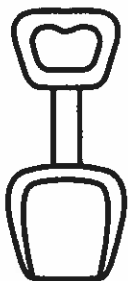
3



1

2

3



1

2

3



1

2

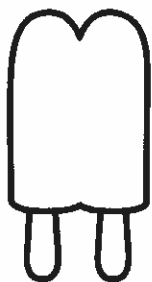
3



1

2


3



1

2


3



1

2

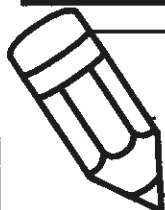
3



1

2


3




Name: _____

Directions: Write the missing ending sound on the line.


What's That Sound?



ma



cra



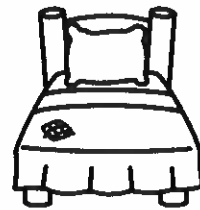
ba




sur



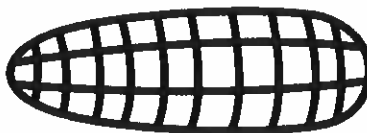
lo




be




an



cor



ra



mil



ca




Name: _____

Ending Sounds



t	n
r	d

an



m	t
h	r

ca




f	x
p	d

fo




r	k
n	g

mo



s	t
f	g

pi



d	r
c	s

re



p	m
n	b

mo




g	t
p	r

cu



t	k
m	j

ca




g	s
p	r

wi



h	n
d	m

pe




Directions: Color the missing ending sound in each word.
Write the missing letter to complete the word.

Name: _____

Color by Code

CVC Words


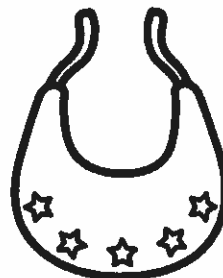






blue	yellow	red	orange	brown
-at	-am	-an	-ap	-ag



Name: _____

Word Families



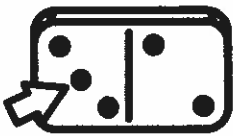









Directions: Color the pictures that match the word family on the bucket.



Name: _____

Middle Sound Mix Up

Directions: Color the missing vowel sound in each word. Write the missing letter to complete the word.

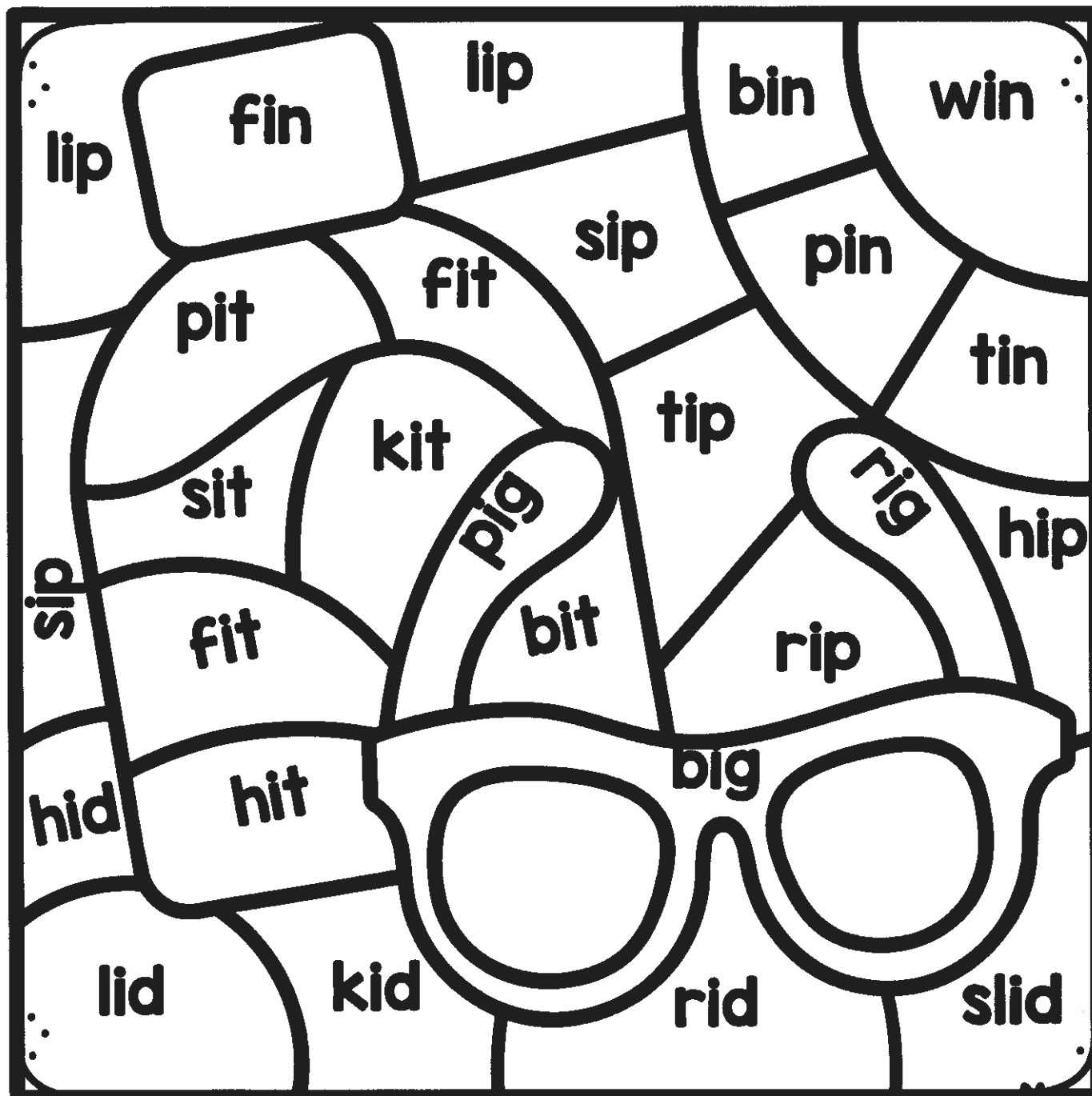
 <table border="1" data-bbox="391 380 558 548"> <tr> <td>a</td> <td>e</td> </tr> <tr> <td>i</td> <td>o</td> </tr> </table>	a	e	i	o	 <table border="1" data-bbox="854 380 1021 548"> <tr> <td>a</td> <td>e</td> </tr> <tr> <td>i</td> <td>u</td> </tr> </table>	a	e	i	u	 <table border="1" data-bbox="1313 380 1481 548"> <tr> <td>a</td> <td>e</td> </tr> <tr> <td>i</td> <td>o</td> </tr> </table>	a	e	i	o
a	e													
i	o													
a	e													
i	u													
a	e													
i	o													
j m	m g	d t												
 <table border="1" data-bbox="391 787 558 955"> <tr> <td>a</td> <td>e</td> </tr> <tr> <td>i</td> <td>u</td> </tr> </table>	a	e	i	u	 <table border="1" data-bbox="854 787 1021 955"> <tr> <td>a</td> <td>e</td> </tr> <tr> <td>i</td> <td>o</td> </tr> </table>	a	e	i	o	 <table border="1" data-bbox="1313 787 1481 955"> <tr> <td>a</td> <td>e</td> </tr> <tr> <td>i</td> <td>u</td> </tr> </table>	a	e	i	u
a	e													
i	u													
a	e													
i	o													
a	e													
i	u													
h n	l p	p d												
 <table border="1" data-bbox="391 1186 558 1354"> <tr> <td>a</td> <td>e</td> </tr> <tr> <td>i</td> <td>o</td> </tr> </table>	a	e	i	o	 <table border="1" data-bbox="854 1186 1021 1354"> <tr> <td>a</td> <td>e</td> </tr> <tr> <td>i</td> <td>u</td> </tr> </table>	a	e	i	u	 <table border="1" data-bbox="1313 1186 1481 1354"> <tr> <td>a</td> <td>e</td> </tr> <tr> <td>i</td> <td>o</td> </tr> </table>	a	e	i	o
a	e													
i	o													
a	e													
i	u													
a	e													
i	o													
w b	b b	m p												
 <table border="1" data-bbox="391 1606 558 1774"> <tr> <td>a</td> <td>e</td> </tr> <tr> <td>i</td> <td>u</td> </tr> </table>	a	e	i	u	 <table border="1" data-bbox="854 1606 1021 1774"> <tr> <td>a</td> <td>e</td> </tr> <tr> <td>i</td> <td>o</td> </tr> </table>	a	e	i	o					
a	e													
i	u													
a	e													
i	o													
c t	r d													

Name: _____

Color by Code

CVC Words

yellow	orange	red	blue	green	yellow
-ip	-in	-ig	-it	-id	-ip



Name: _____

Directions: Read the words.
Write each word underneath
the picture that it matches.

Write the Word

Word Bank

ham

lid

cut

gap


dot

hit

log

den

fed



Name: _____

Directions: Read the word. Change the beginning sound to make a new word to match the picture. Write the new word on the line.



Summer CVC



cat

change to




hen

change to



cop

change to



zip

change to




cup

change to



Name: _____



Read and Draw

I can sit on the red rug.

Did you see the sun?

We see the big box.

I have a map for you.

Is this my blue pen?

His hat is yellow and red.


Directions: Read the sentence then draw a picture to match.

Name: _____

Color by Code

CVC Words

blue	green	yellow	red	orange	blue
-op	-ot	-ob	-od	-og	-op




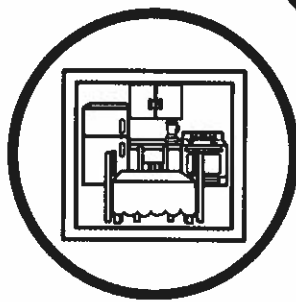







Name: _____

Directions: Use the color
code to color the nouns.

Bubbly Nouns

green	orange	purple	yellow
person	place	thing	animal








Name: _____

Directions: Use the color
code to color the sand
buckets.




Blend Buckets

blue	yellow	red	green	orange	purple
bl	cl	fl	gl	pl	sl

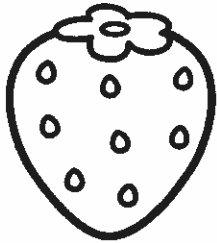


Name: _____


Directions: Color the strawberries to create your own color code. Use your color code to color the strawberries.











Real or Silly?



**Real
Words**



**Silly
Words**

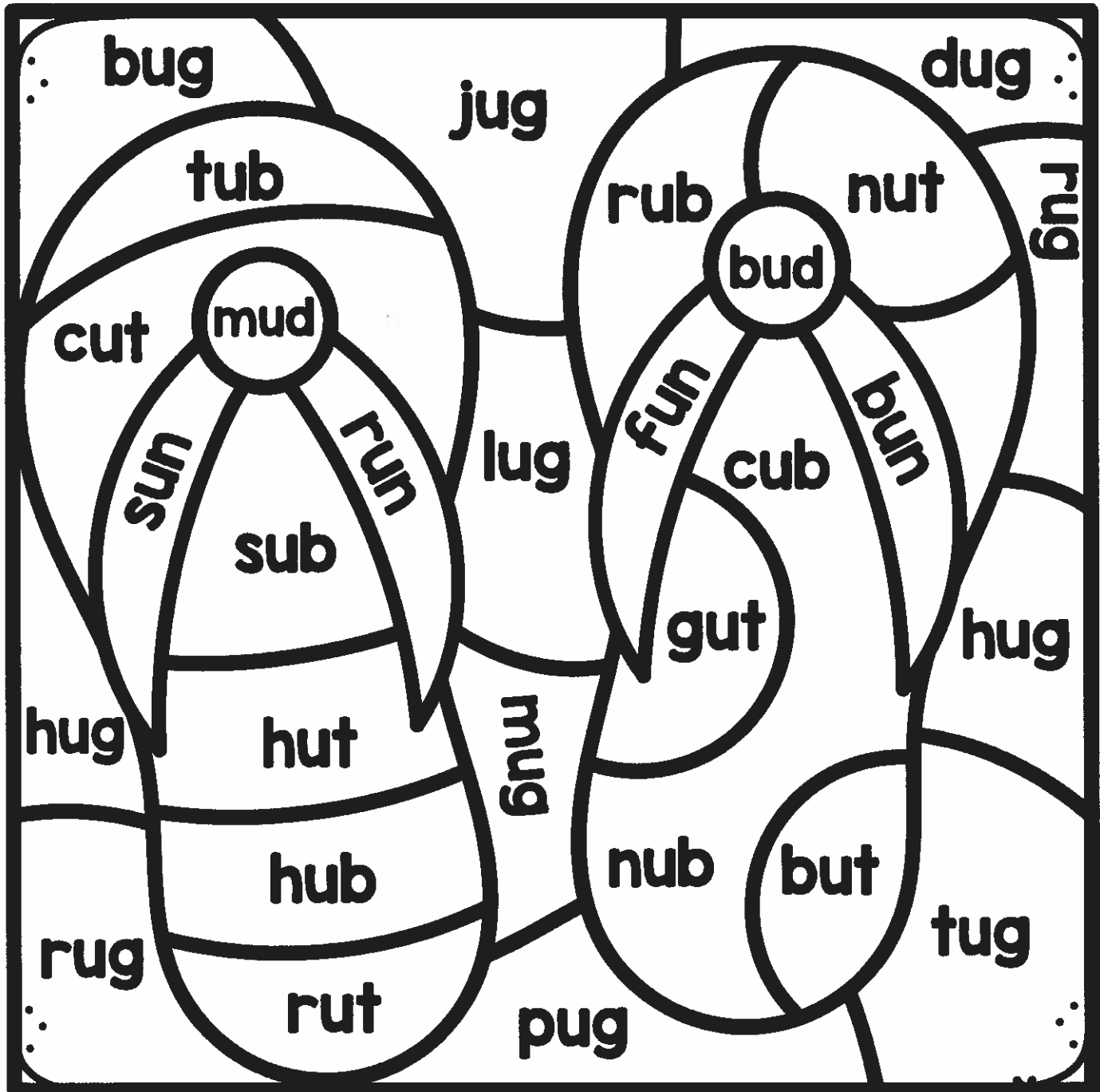


Name: _____

Color by Code

CVC Words

purple	green	black	red	yellow
-ub	-ut	-un	-ud	-ug



Name: _____

Write the Word

Directions: Read the words. Write each word underneath the picture that it matches.

Word Bank

hole

cave

cube

race


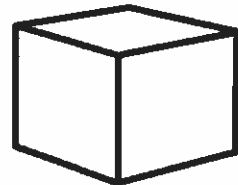

bone

hive

wire

lake


note



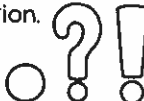
Name: _____

Let's Write

Writing Checklist

☒ I used a capital letter.
 **I** see the dog.

☒ I used space between words.
I see the dog.

☒ I used punctuation. 

☒ I drew a picture. 

☒ I used my best handwriting.
Aa Bb Cc 

When it is hot outside

I like to



sandcastle



swim



picnic



sprinkler




ocean

Name _____

Art

SUMMER COLOR-BY-NUMBER

Directions: Use the key below to color the picture.




COLOR KEY	DARK BLUE 1	PINK 2	RED 3	PURPLE 4
LIGHT BLUE 5	DARK GREEN 6	LIGHT GREEN 7	YELLOW 8	ORANGE q

Name: _____


Directions: Look at the numeral. Count and color the objects to match.

Count and Color


9



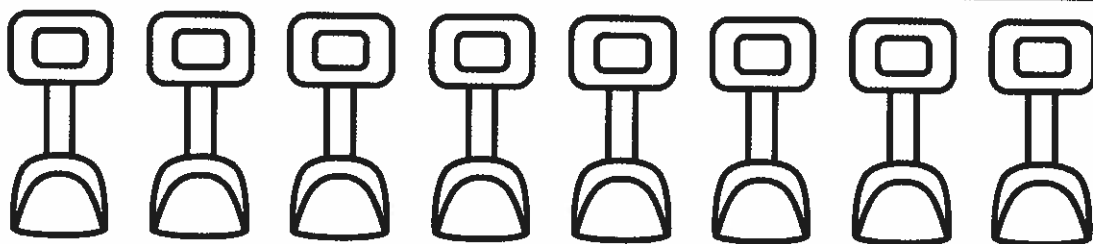
7




5




6



8



10






Name: _____


Directions: Count the ice cubes in the lemonade pitcher. Write the total on the line.





How Many Cubes?























Name: _____

Sweet Teens

Directions: Read the number. Color the ten frame to show the number.















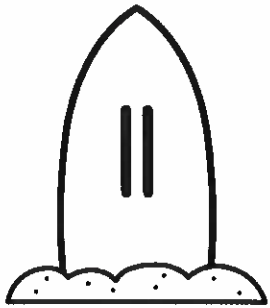




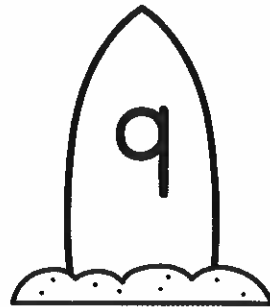





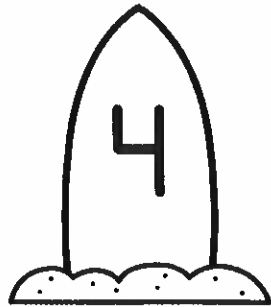



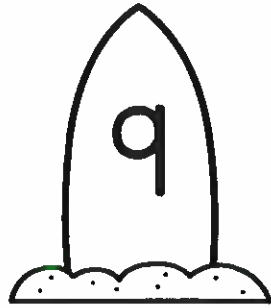
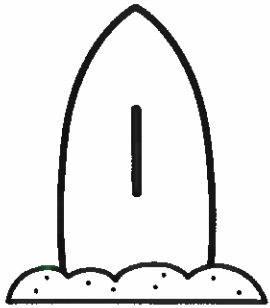





Name: _____

Which is Less?


Directions: Look at the number by the surf shop. Color the surfboard that shows the number that is less.

 10			
 8			
 5			
 9			
 6			



Name: _____

Directions: Look at the numbers on each beach ball. Circle the $<$, $>$ or $=$.

Comparing Numbers





$<$
 $>$
 $=$





$<$
 $>$
 $=$





$<$
 $>$
 $=$



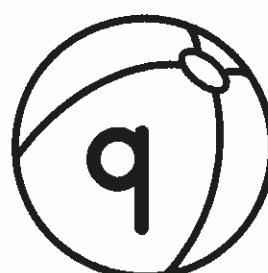
$<$
 $>$
 $=$



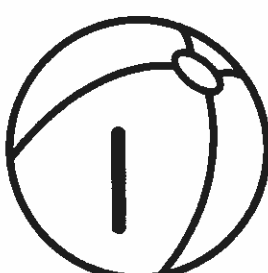
$<$
 $>$
 $=$




$<$
 $>$
 $=$



$<$
 $>$
 $=$



$<$
 $>$
 $=$



$<$
 $>$
 $=$









$<$
 $>$
 $=$



Name: _____

Directions: Write the missing numbers for each set of buckets.


Missing Numbers



Name: _____

Counting On

Directions: Count to fill in the missing numbers.



	2			
		8	9	

11				15
	17			

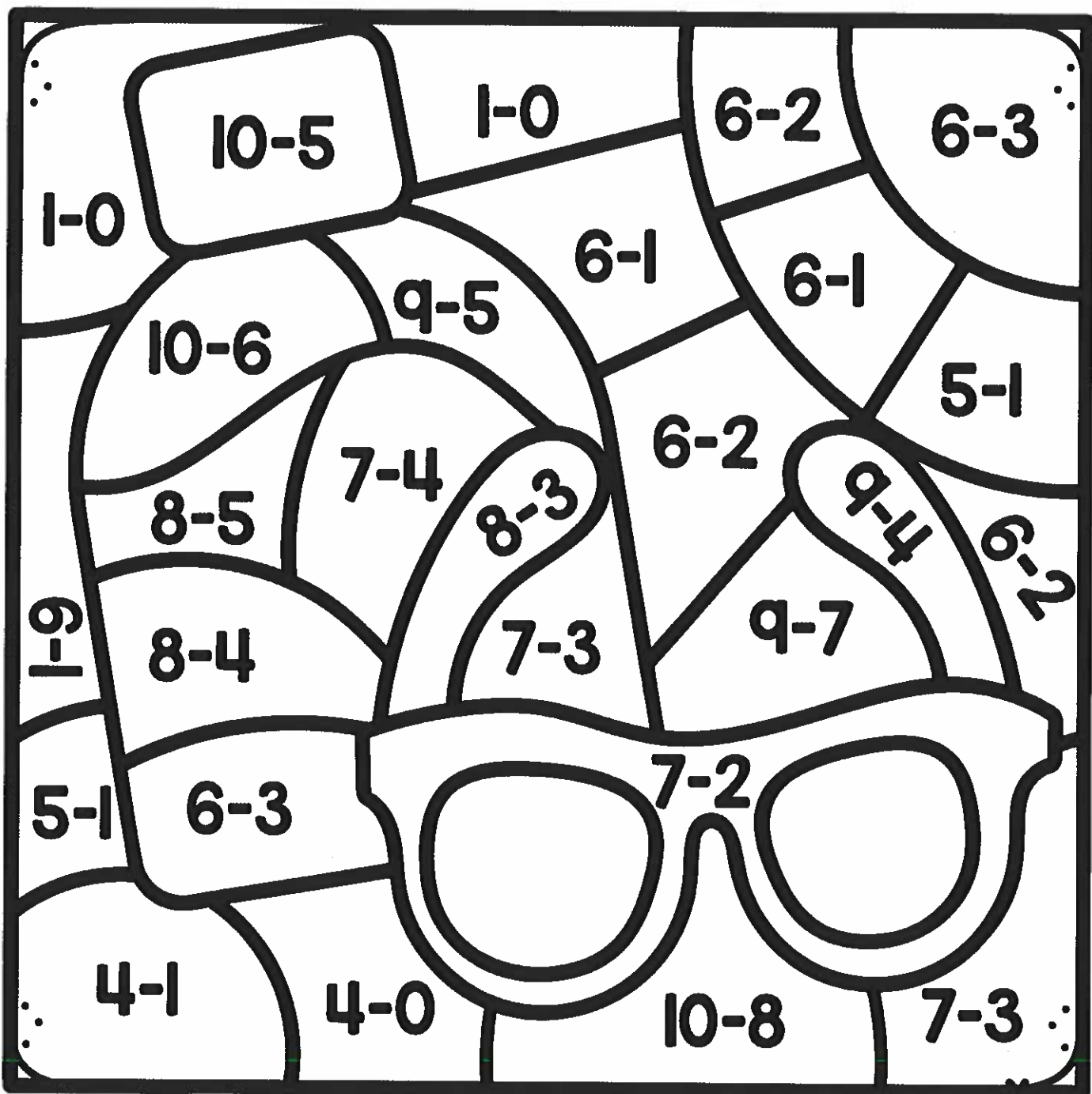
		23	24	
26				

Name: _____

Color by Code

Subtraction to 5

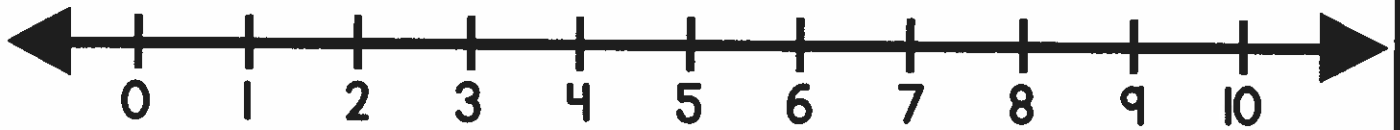
blue	green	yellow	orange	red
1	2	3	4	5



Name: _____

Summer Addition

Directions: Use the number line to solve the addition problems.



$4 + 2 = \underline{\quad}$

$5 + 3 = \underline{\quad}$

$5 + 5 = \underline{\quad}$

$7 + 3 = \underline{\quad}$

$2 + 1 = \underline{\quad}$

$4 + 4 = \underline{\quad}$

$2 + 4 = \underline{\quad}$

$0 + 9 = \underline{\quad}$

$2 + 8 = \underline{\quad}$

$8 + 0 = \underline{\quad}$

$3 + 4 = \underline{\quad}$

$3 + 6 = \underline{\quad}$

$4 + 5 = \underline{\quad}$

$6 + 3 = \underline{\quad}$

$5 + 2 = \underline{\quad}$

$6 + 2 = \underline{\quad}$

$10 + 0 = \underline{\quad}$

$6 + 4 = \underline{\quad}$

Name: _____

Directions: Use the number line to solve the equation. Write the answer on the marshmallow.

Pineapple Addition



$$8 + 1 =$$




$$4 + 2 =$$



$$1 + 9 =$$



$$3 + 4 =$$



$$6 + 2 =$$







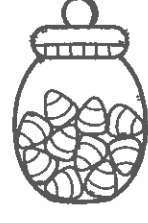



Name _____

Counting to Add


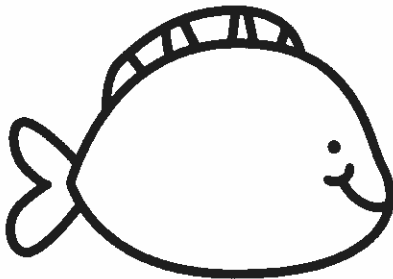





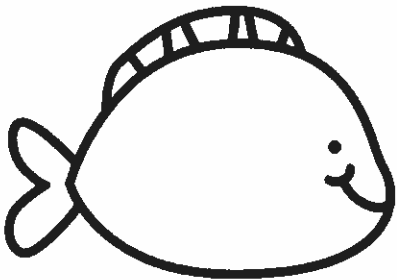

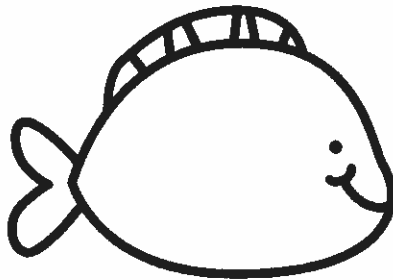
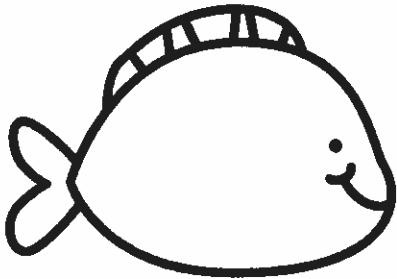
COUNTING CANDY CORN

Directions: Count the candy corn in each jar and add up the total.

 <input type="text"/> + <input type="text"/> = <input type="text"/>	 <input type="text"/> + <input type="text"/> = <input type="text"/>
 <input type="text"/> + <input type="text"/> = <input type="text"/>	 <input type="text"/> + <input type="text"/> = <input type="text"/>
 <input type="text"/> + <input type="text"/> = <input type="text"/>	 <input type="text"/> + <input type="text"/> = <input type="text"/>
 <input type="text"/> + <input type="text"/> = <input type="text"/>	 <input type="text"/> + <input type="text"/> = <input type="text"/>

Name: _____

Counting by 2s



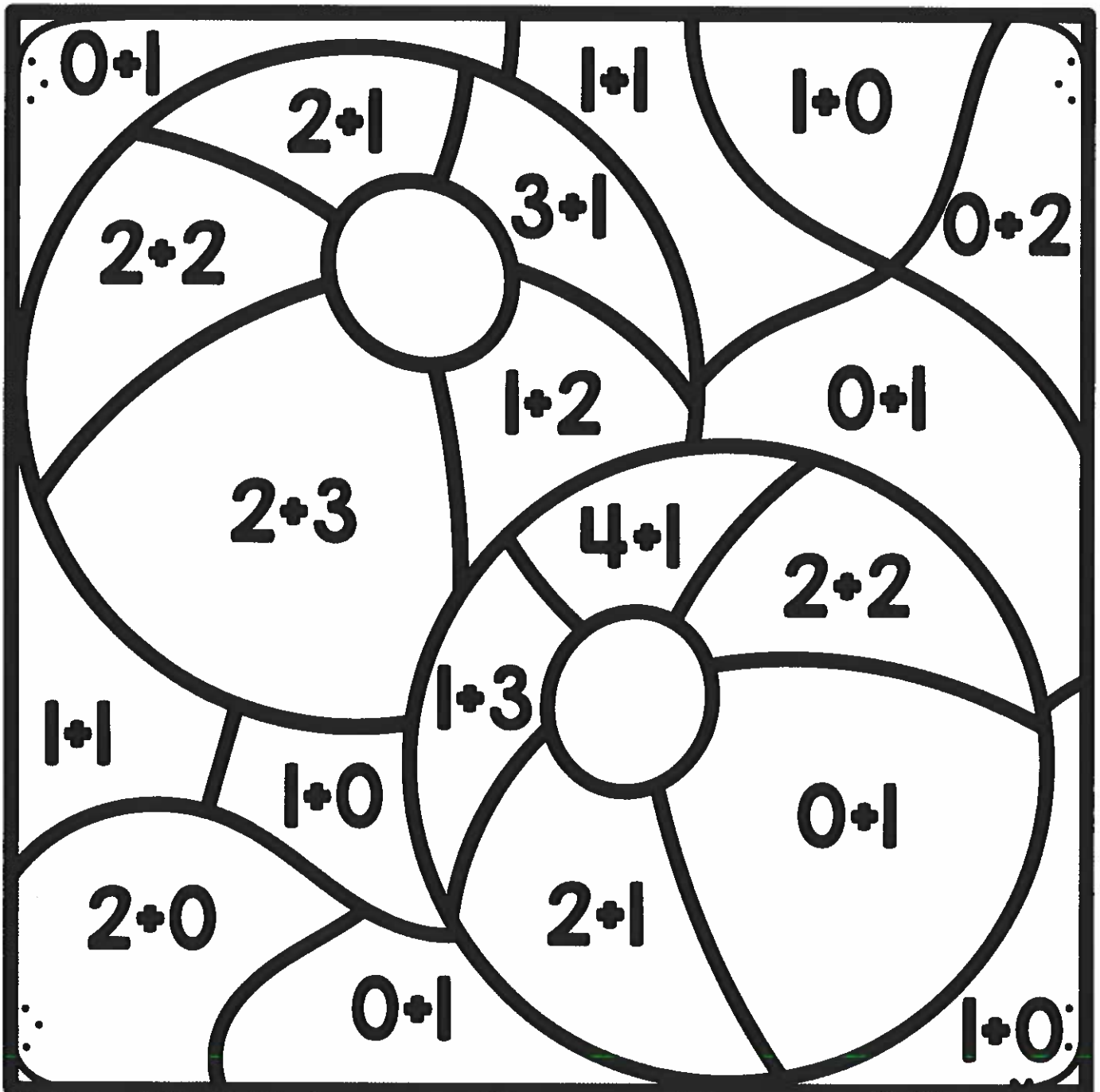
Directions: Skip count by 2s and write the numbers on the fish.

Name: _____

Color by Code

Addition to 5

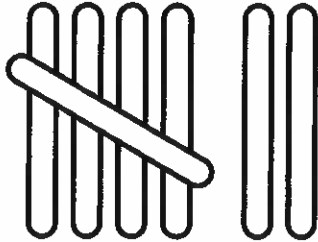

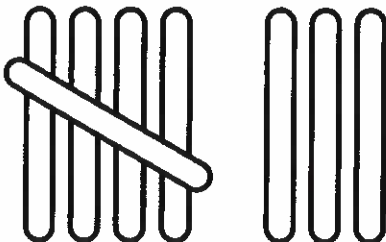





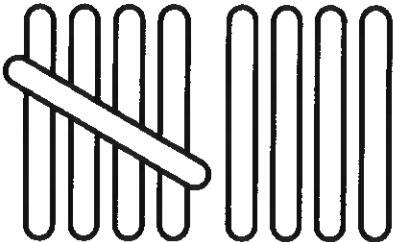
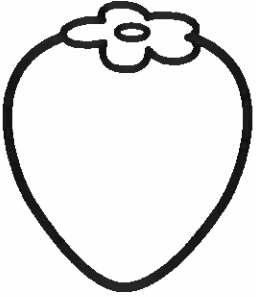
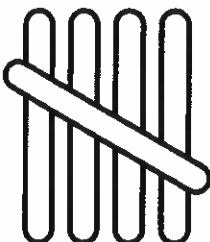


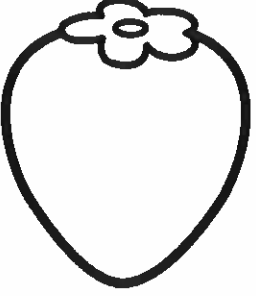


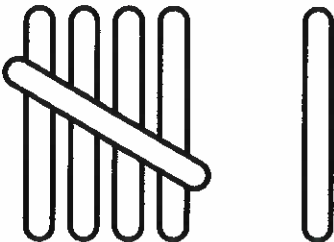

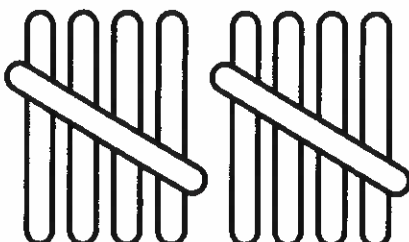

blue	green	yellow	orange	red
1	2	3	4	5



Name: _____


Berry Good Tally




































Directions: Count the tally marks.
Write the total on the strawberry.

Name: _____

Create-a-Pattern



Directions: Color the ice cream cones to match the pattern on the cup. Pick a pattern for the last row. Write the pattern on the cup and color the cones to match.

Name: _____



Tasty Teens

Directions: Color the ten frames to match the base ten blocks. Write the number on the line.

tens	ones	

tens	ones	

tens	ones	


tens	ones	

tens	ones	

Name: _____

Numbers 1 - 100

Directions: Fill in the numbers on the hundred chart.



1	2		4	5	6	7		9	
11		13	14	15		17	18		20
	22	23	24		26		28	29	30
31	32	33		35		37		39	
41		43	44		46	47	48		50
	52		54		56			59	
61		63	64	65		67	68		70
71		73		75	76	77			
81	82		84	85	86		88	89	90
	92	93	94		96	97		99	

Name: _____

Word Families

Directions: Color in the correct word family, then write it on the line below.
Choose one word to write a sentence.



un	ug
ut	up



un	ug
ut	up



un	ug
ut	up

p

b


n



un	ug
ut	up



un	ug
ut	up



un	ug
ut	up

s

c

r



un	ug
ut	up



un	ug
ut	up



un	ug
ut	up

h

f

j



Name: _____

Directions: Read and solve the addition word problem.

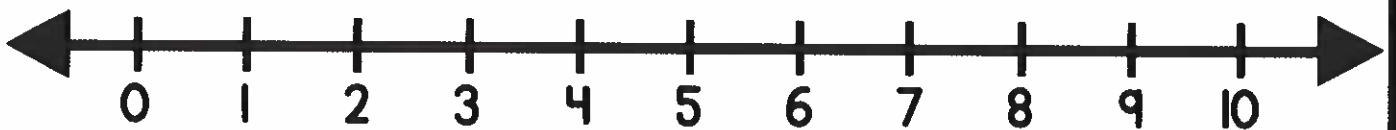
Addition Word Problem

Gus collected 5 shells on the beach. Jan collected 4 shells on the beach. How many shells are there in all?

Draw a picture.



Solve using a number line.



Solve using a ten frame.

Show the equation.

_____ + _____ = _____

My answer.

_____ shells

Name: _____

Directions: Write the numbers that are 1 less and 1 more in the missing boxes.



1 More 1 Less

	5	
--	---	--

	9	
--	---	--

	3	
--	---	--

	6	
--	---	--


	1	
--	---	--

	8	
--	---	--

	2	
--	---	--

	7	
--	---	--

	4	
--	---	--

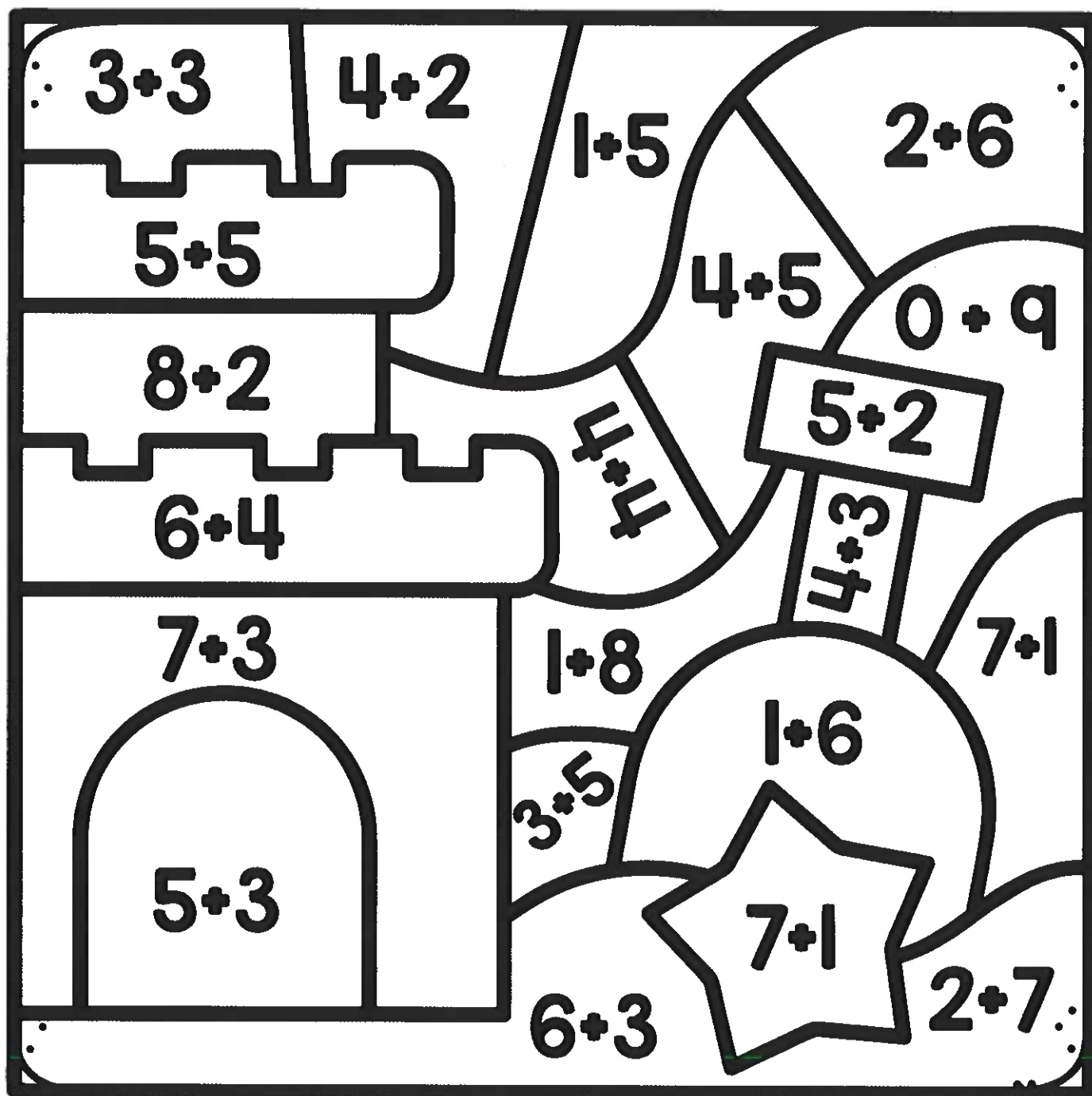


Name: _____

Color by Code


Addition to 10

blue	green	yellow	orange	brown
6	7	8	9	10



Name: _____

Let's Write



Writing Checklist

✓ I used a capital letter.
✗ I see the dog.

✓ I used space between words.
I see the dog.

✓ I used punctuation. ? !

✓ I drew a picture. 

✓ I used my best handwriting.
Aa Bb Cc 

During summer break



beach



picnic



read




friends



swim

Name: _____

Let's Write



Writing Checklist

- ☒ I used a capital letter.
- ☒ I see the dog.
- ☒ I used space between words.
- ☒ I used punctuation.
- ☒ I drew a picture.
- ☒ I used my best handwriting.

I see the dog.

I see the dog.

? !




Aa Bb Cc



In the summer I like
to eat




watermelon



ice pops



ice cream



s'mores



marshmallows


Name: _____

CVC or CVCe

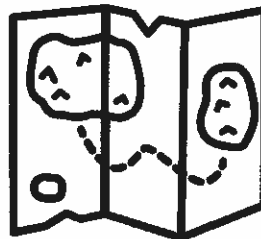
Directions: Circle the word that matches the picture. Color the picture.




fun fune



cak cake



map mape





rob robe




wav wave



nap nape



hom home




cat cate



kit kite



hot hote



rid ride



hog hoge

Name: _____

Summer Nouns


Directions: Look at each picture to decide if it is a person, place, or thing. Then write the word to show your answer.



person



place




thing




lifeguard




bag




surf shop




ice cream shop



diver




tree



shell



surfer




backyard

Name: _____

Middle Sounds


Directions: Color the letter that matches the vowel sound in each word. Choose one word to write in a sentence at the bottom.



e

a

i



o

u

e



i

a


u



u

o


e



a

e


u



o

a


i



o

e


u



a

u

i



e

o

a



Name: _____

Directions: Count the shells.
Use the word bank to write
the number word on the line.

Number Words



Word Bank

one two three four five

six seven eight nine ten


Name: _____

Directions: Read and solve the addition word problem.

Addition Word Problem

Matt has 2 scoops of ice cream. Jen has 3 scoops of ice cream. How many scoops of ice cream is there in all?

Draw a picture.



Solve using a number line.



Solve using a ten frame.

Show the equation.

_____ + _____ = _____

My answer.

_____ scoops

Name: _____

Directions: Count the objects in the ten frame. Write the number on the sun.



Sunny Ten Frames

<table border="1"><tbody><tr><td>●</td><td>●</td><td>●</td><td>●</td><td>●</td></tr><tr><td>●</td><td>●</td><td>●</td><td>●</td><td>●</td></tr><tr><td>●</td><td>●</td><td>●</td><td>●</td><td>●</td></tr><tr><td> </td><td> </td><td> </td><td> </td><td> </td></tr></tbody></table>	●	●	●	●	●	●	●	●	●	●	●	●	●	●	●							<table border="1"><tbody><tr><td>●</td><td>●</td><td>●</td><td>●</td><td>●</td></tr><tr><td>●</td><td>●</td><td>●</td><td>●</td><td>●</td></tr><tr><td>●</td><td>●</td><td>●</td><td>●</td><td>●</td></tr><tr><td> </td><td> </td><td> </td><td> </td><td> </td></tr></tbody></table>	●	●	●	●	●	●	●	●	●	●	●	●	●	●	●						
●	●	●	●	●																																							
●	●	●	●	●																																							
●	●	●	●	●																																							
●	●	●	●	●																																							
●	●	●	●	●																																							
●	●	●	●	●																																							
<table border="1"><tbody><tr><td>●</td><td>●</td><td>●</td><td>●</td><td>●</td></tr><tr><td>●</td><td>●</td><td>●</td><td>●</td><td>●</td></tr><tr><td>●</td><td>●</td><td>●</td><td>●</td><td>●</td></tr><tr><td> </td><td> </td><td> </td><td> </td><td> </td></tr></tbody></table>	●	●	●	●	●	●	●	●	●	●	●	●	●	●	●							<table border="1"><tbody><tr><td>●</td><td>●</td><td>●</td><td>●</td><td>●</td></tr><tr><td>●</td><td>●</td><td>●</td><td>●</td><td>●</td></tr><tr><td>●</td><td>●</td><td> </td><td> </td><td> </td></tr><tr><td> </td><td> </td><td> </td><td> </td><td> </td></tr></tbody></table>	●	●	●	●	●	●	●	●	●	●	●	●									
●	●	●	●	●																																							
●	●	●	●	●																																							
●	●	●	●	●																																							
●	●	●	●	●																																							
●	●	●	●	●																																							
●	●																																										
<table border="1"><tbody><tr><td>●</td><td>●</td><td>●</td><td>●</td><td>●</td></tr><tr><td>●</td><td>●</td><td>●</td><td>●</td><td>●</td></tr><tr><td>●</td><td>●</td><td>●</td><td>●</td><td>●</td></tr><tr><td> </td><td> </td><td> </td><td> </td><td> </td></tr></tbody></table>	●	●	●	●	●	●	●	●	●	●	●	●	●	●	●							<table border="1"><tbody><tr><td>●</td><td>●</td><td>●</td><td>●</td><td>●</td></tr><tr><td>●</td><td>●</td><td>●</td><td>●</td><td> </td></tr><tr><td> </td><td> </td><td> </td><td> </td><td> </td></tr><tr><td> </td><td> </td><td> </td><td> </td><td> </td></tr></tbody></table>	●	●	●	●	●	●	●	●	●												
●	●	●	●	●																																							
●	●	●	●	●																																							
●	●	●	●	●																																							
●	●	●	●	●																																							
●	●	●	●																																								
<table border="1"><tbody><tr><td>●</td><td>●</td><td>●</td><td>●</td><td>●</td></tr><tr><td>●</td><td>●</td><td>●</td><td>●</td><td>●</td></tr><tr><td>●</td><td>●</td><td>●</td><td> </td><td> </td></tr><tr><td> </td><td> </td><td> </td><td> </td><td> </td></tr></tbody></table>	●	●	●	●	●	●	●	●	●	●	●	●	●									<table border="1"><tbody><tr><td>●</td><td>●</td><td>●</td><td>●</td><td>●</td></tr><tr><td>●</td><td>●</td><td>●</td><td>●</td><td>●</td></tr><tr><td>●</td><td> </td><td> </td><td> </td><td> </td></tr><tr><td> </td><td> </td><td> </td><td> </td><td> </td></tr></tbody></table>	●	●	●	●	●	●	●	●	●	●	●										
●	●	●	●	●																																							
●	●	●	●	●																																							
●	●	●																																									
●	●	●	●	●																																							
●	●	●	●	●																																							
●																																											
<table border="1"><tbody><tr><td>●</td><td>●</td><td>●</td><td>●</td><td>●</td></tr><tr><td>●</td><td>●</td><td>●</td><td>●</td><td>●</td></tr><tr><td>●</td><td>●</td><td>●</td><td> </td><td> </td></tr><tr><td> </td><td> </td><td> </td><td> </td><td> </td></tr></tbody></table>	●	●	●	●	●	●	●	●	●	●	●	●	●									<table border="1"><tbody><tr><td>●</td><td>●</td><td>●</td><td>●</td><td>●</td></tr><tr><td>●</td><td>●</td><td>●</td><td>●</td><td>●</td></tr><tr><td>●</td><td>●</td><td>●</td><td>●</td><td> </td></tr><tr><td> </td><td> </td><td> </td><td> </td><td> </td></tr></tbody></table>	●	●	●	●	●	●	●	●	●	●	●	●	●	●							
●	●	●	●	●																																							
●	●	●	●	●																																							
●	●	●																																									
●	●	●	●	●																																							
●	●	●	●	●																																							
●	●	●	●																																								

Name: _____

Directions: Complete the number bond to show the tens and ones of each number.


Fishbowl Bonds

<p>A fishbowl with the number 15 inside. Two lines extend from the bottom of the bowl to two fish. The left fish has the number 10 inside, and the right fish has the number 5 inside.</p>	<p>A fishbowl with the number 16 inside. Two lines extend from the bottom of the bowl to two empty fish.</p>	<p>A fishbowl with the number 13 inside. Two lines extend from the bottom of the bowl to two empty fish.</p>
<p>A fishbowl with the number 11 inside. Two lines extend from the bottom of the bowl to two empty fish.</p>	<p>A fishbowl with the number 17 inside. Two lines extend from the bottom of the bowl to two empty fish.</p>	<p>A fishbowl with the number 14 inside. Two lines extend from the bottom of the bowl to two empty fish.</p>
<p>A fishbowl with the number 12 inside. Two lines extend from the bottom of the bowl to two empty fish.</p>	<p>A fishbowl with the number 10 inside. Two lines extend from the bottom of the bowl to two empty fish.</p>	<p>A fishbowl with the number 19 inside. Two lines extend from the bottom of the bowl to two empty fish.</p>

Name: _____

Numbers 1 - 100

Directions: Fill in the numbers on the hundred chart.



	2	3	4		6	7	8		10
11	12	13		15	16		18	19	20
21	22	23		25	26	27		29	
31		33	34		36	37	38		40
	42		44	45	46		48	49	
51	52	53		55		57	58		60
	62		64		66	67		69	70
71	72		74	75		77	78	79	
81	82	83		85	86	87		89	90
91		93	94	95		97	98		100

My Mom's Name





My Dad's Name



My Address





My Phone Number



(_____) _____ - _____

In an emergency I dial

9-1-1

