


MY SUMMER REVIEW




Name: _____

Directions: Write the alphabet letters in UPPERCASE letters.

Sandcastle Letters


--



Name: _____

Directions: Write the alphabet
letters in LOWERCASE letters.



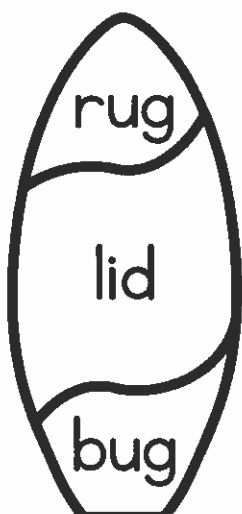
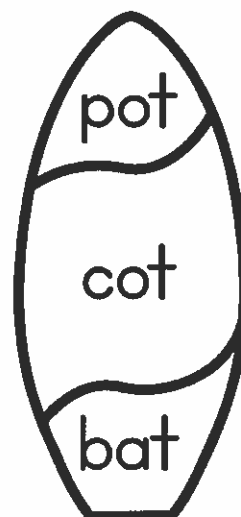




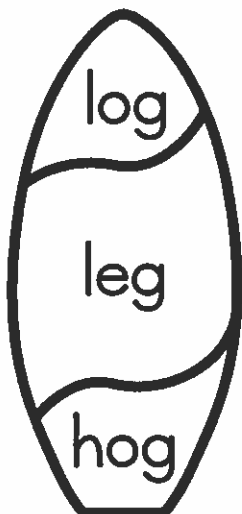
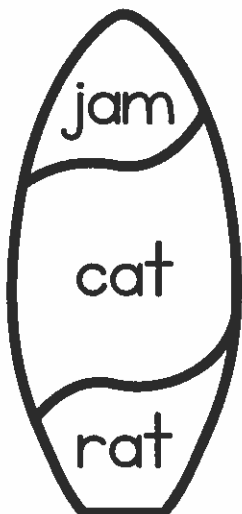
Sandcastle Letters



Name: _____

Directions: Read the words on each surfboard. Color the two words that rhyme.

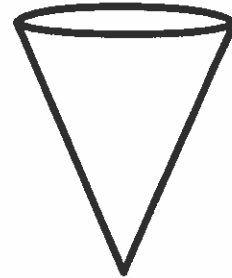

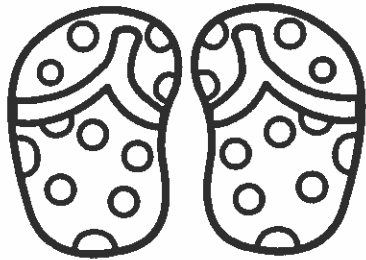
Surfin' Rhymes



Name: _____

Directions: Color the beginning sound that matches the picture. Choose one picture and write the word on the line below.

Summer Sounds



f

s

v

t




k

h

b

c

z



n

j

t

r

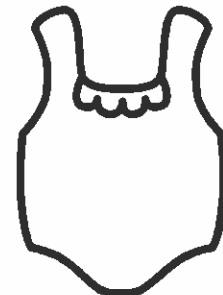

b

l

c

s

m



s

w

g

d


t

h

k

n

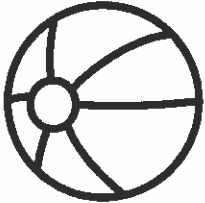
b




Name: _____

Directions: Write the missing beginning sound on the line.

Beginning Sounds




all



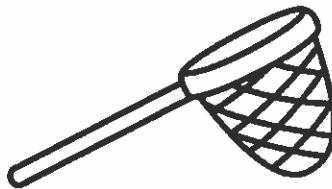
ish



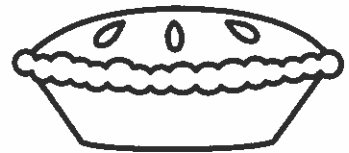
ump



emon



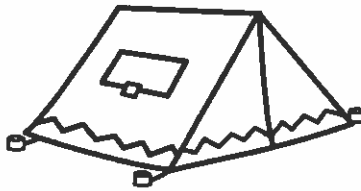
et




ie



ain



ent




arrot



og




um



Name: _____

Directions: Color the number that matches the number of syllables in the word. Choose one word to write in a sentence at the bottom.

Summer Syllables



1

2


3



1

2

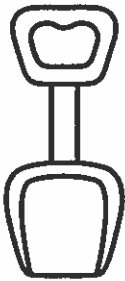
3



1

2

3



1

2

3



1

2


3



1

2


3



1

2


3



1

2

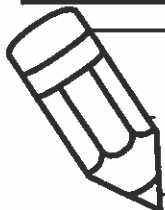
3



1

2


3




Name: _____

Directions: Write the missing ending sound on the line.


What's That Sound?



ma



cra




ba



sur



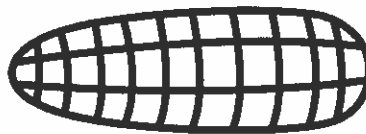
lo




be




an



cor



ra



mil



ca




Name: _____

Ending Sounds



t	n
r	d



m	t
h	r

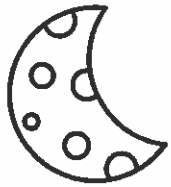


f	x
p	d


an

ca


fo



r	k
n	g



s	t
f	g



d	r
c	s

moo

pi

re



p	m
n	b



g	t
p	r




t	k
m	j

mo

cu

ca



g	s
p	r



h	n
d	m

wi

pe




Directions: Color the missing ending sound in each word.
Write the missing letter to complete the word.

Name: _____

Color by Code

CVC Words






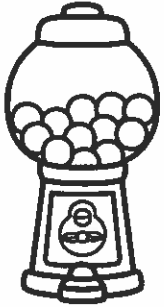












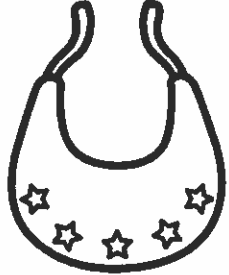

blue	yellow	red	orange	brown
-at	-am	-an	-ap	-ag



Name: _____

Word Families



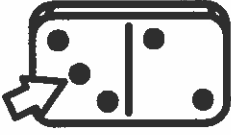




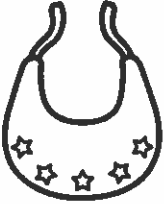




Directions: Color the pictures that match the word family on the bucket.

 <p>ip</p>			
 <p>it</p>			
 <p>in</p>			
 <p>ig</p>			
 <p>ib</p>			

Name: _____

Middle Sound Mix Up

Directions: Color the missing vowel sound in each word. Write the missing letter to complete the word.

 <table border="1" data-bbox="391 390 558 556"><tr><td>a</td><td>e</td></tr><tr><td>i</td><td>o</td></tr></table>	a	e	i	o	 <table border="1" data-bbox="850 390 1018 556"><tr><td>a</td><td>e</td></tr><tr><td>i</td><td>u</td></tr></table>	a	e	i	u	 <table border="1" data-bbox="1312 390 1479 556"><tr><td>a</td><td>e</td></tr><tr><td>i</td><td>o</td></tr></table>	a	e	i	o
a	e													
i	o													
a	e													
i	u													
a	e													
i	o													
j m	m g	d t												
 <table border="1" data-bbox="391 795 558 961"><tr><td>a</td><td>e</td></tr><tr><td>i</td><td>u</td></tr></table>	a	e	i	u	 <table border="1" data-bbox="850 795 1018 961"><tr><td>a</td><td>e</td></tr><tr><td>i</td><td>o</td></tr></table>	a	e	i	o	 <table border="1" data-bbox="1312 795 1479 961"><tr><td>a</td><td>e</td></tr><tr><td>i</td><td>u</td></tr></table>	a	e	i	u
a	e													
i	u													
a	e													
i	o													
a	e													
i	u													
h n	l p	p a												
 <table border="1" data-bbox="391 1209 558 1375"><tr><td>a</td><td>e</td></tr><tr><td>i</td><td>o</td></tr></table>	a	e	i	o	 <table border="1" data-bbox="850 1209 1018 1375"><tr><td>a</td><td>e</td></tr><tr><td>i</td><td>u</td></tr></table>	a	e	i	u	 <table border="1" data-bbox="1312 1209 1479 1375"><tr><td>a</td><td>e</td></tr><tr><td>i</td><td>o</td></tr></table>	a	e	i	o
a	e													
i	o													
a	e													
i	u													
a	e													
i	o													
w o	b o	m p												
 <table border="1" data-bbox="391 1608 558 1774"><tr><td>a</td><td>e</td></tr><tr><td>i</td><td>u</td></tr></table>	a	e	i	u	 <table border="1" data-bbox="850 1608 1018 1774"><tr><td>a</td><td>e</td></tr><tr><td>i</td><td>o</td></tr></table>	a	e	i	o					
a	e													
i	u													
a	e													
i	o													
c t	r d													

Name: _____

Directions: Read the words.
Write each word underneath
the picture that it matches.

Write the Word

Word Bank

ham

lid

cut

gap

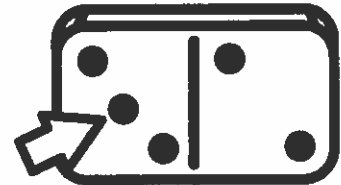


dot

hit

log

den

fed



Name: _____

Directions: Read the word. Change the beginning sound to make a new word to match the picture. Write the new word on the line.




Summer CVC



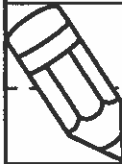
cat

change to



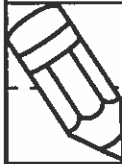

hen

change to



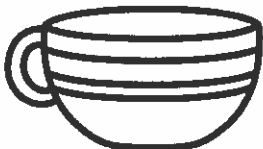
cop

change to



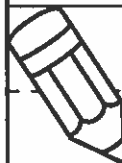
zip

change to




cup

change to



Name: _____

Read and Draw



I can sit on the red rug.

Did you see the sun?

We see the big box.

I have a map for you.

Is this my blue pen?

His hat is yellow and red.



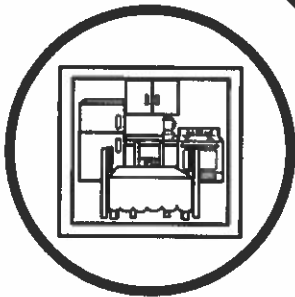






Directions: Read the sentence then draw a picture to match.

Name: _____

Directions: Use the color code to color the nouns.


Bubbly Nouns

green	orange	purple	yellow
person	place	thing	animal







Name: _____

Directions: Use the color code to color the sand buckets.




Blend Buckets

blue	yellow	red	green	orange	purple
bl	cl	fl	gl	pl	sl

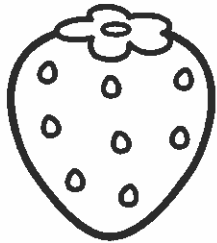


Name: _____


Directions: Color the strawberries to create your own color code. Use your color code to color the strawberries.










Real or Silly?



**Real
Words**



**Silly
Words**



Name: _____

Write the Word

Directions: Read the words. Write each word underneath the picture that it matches.

Word Bank

hole

cave

cube

race


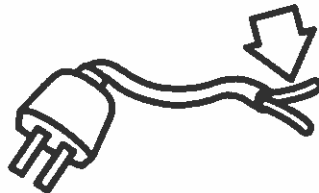

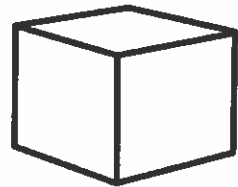

bone

hive

wire

lake


note




Name: _____

Let's Write


Writing Checklist

I used a capital letter.
 I see the dog.

I used space between words.
I see the dog.

I used punctuation.


I drew a picture.



I used my best handwriting.
Aa Bb Cc 

When it is hot outside


I like to




sandcastle




swim



picnic



sprinkler



ocean

Name _____

SUMMER COLOR-BY-NUMBER

Directions: Use the key below to color the picture.




COLOR KEY	DARK BLUE 1	PINK 2	RED 3	PURPLE 4
LIGHT BLUE 5	DARK GREEN 6	LIGHT GREEN 7	YELLOW 8	ORANGE 9

Name: _____


Directions: Look at the numeral. Count and color the objects to match.

Count and Color


9



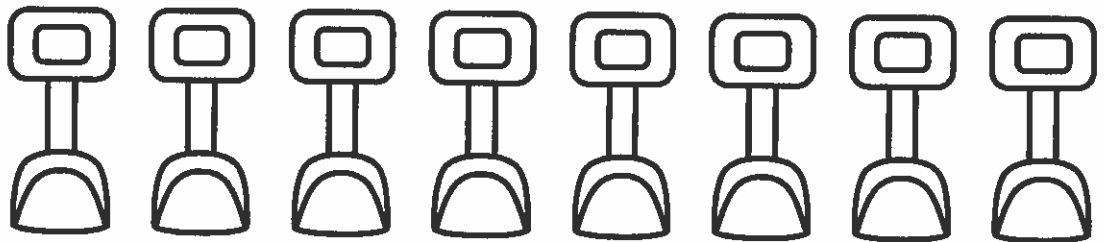
7




5




6



8



10






Name: _____


Directions: Count the ice cubes in the lemonade pitcher. Write the total on the line.





How Many Cubes?























Name: _____

Sweet Teens

Directions: Read the number. Color the ten frame to show the number.















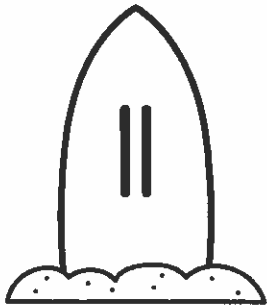















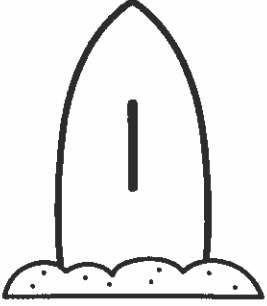





Name: _____

Which is Less?





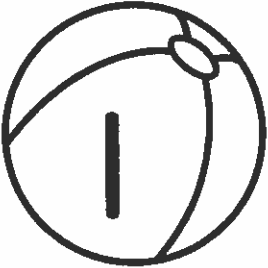


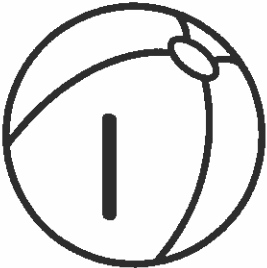












Directions: Look at the number by the surf shop. Color the surfboard that shows the number that is less.

 10			
 8			
 5			
 9			
 6			

Name: _____

Directions: Look at the numbers on each beach ball. Circle the $<$, $>$ or $=$.










Comparing Numbers

 $<$ $>$ $=$		 $<$ $>$ $=$	
 $<$ $>$ $=$		 $<$ $>$ $=$	
 $<$ $>$ $=$		 $<$ $>$ $=$	
 $<$ $>$ $=$		 $<$ $>$ $=$	
 $<$ $>$ $=$		 $<$ $>$ $=$	

Name: _____

Directions: Write the missing numbers for each set of buckets.


Missing Numbers



Name: _____

Counting On

Directions: Count to fill in the missing numbers.



	2			
		8	9	

11				15
	17			

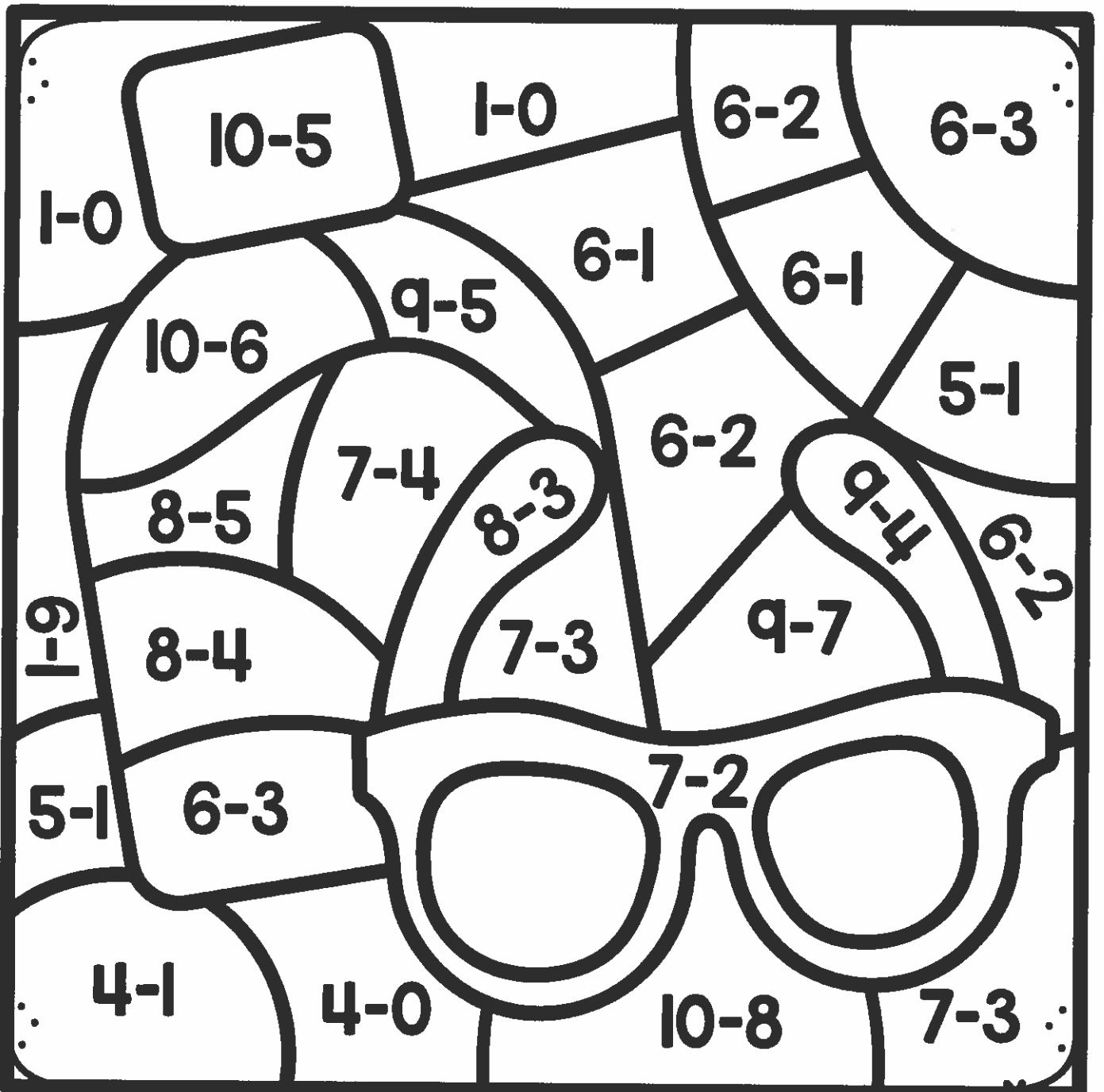
		23	24	
26				

Name: _____

Color by Code

Subtraction to 5

blue	green	yellow	orange	red
1	2	3	4	5

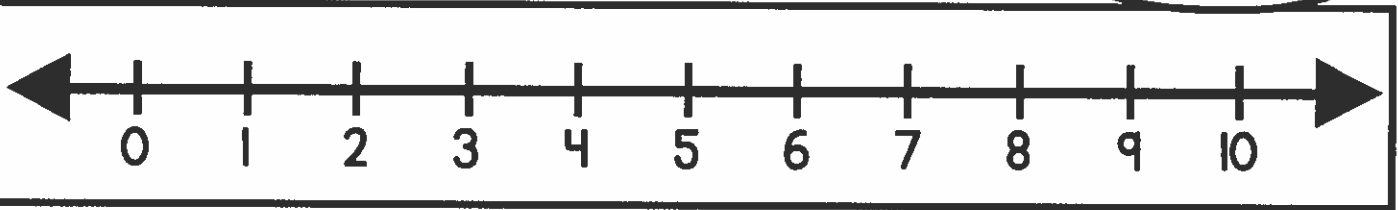


Name: _____

Summer Addition



Directions: Use the number line to solve the addition problems.



$4 + 2 = \underline{\quad}$

$5 + 3 = \underline{\quad}$

$5 + 5 = \underline{\quad}$

$7 + 3 = \underline{\quad}$

$2 + 1 = \underline{\quad}$

$4 + 4 = \underline{\quad}$

$2 + 4 = \underline{\quad}$

$0 + 9 = \underline{\quad}$

$2 + 8 = \underline{\quad}$

$8 + 0 = \underline{\quad}$

$3 + 4 = \underline{\quad}$

$3 + 6 = \underline{\quad}$

$4 + 5 = \underline{\quad}$

$6 + 3 = \underline{\quad}$

$5 + 2 = \underline{\quad}$

$6 + 2 = \underline{\quad}$

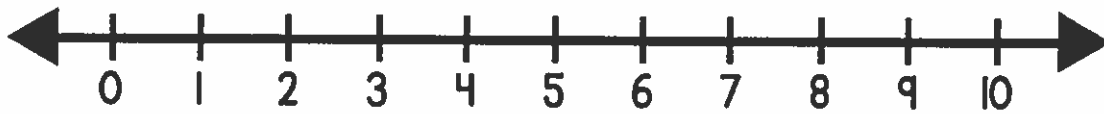
$10 + 0 = \underline{\quad}$

$6 + 4 = \underline{\quad}$

Name: _____

Directions: Use the number line to solve the equation. Write the answer on the marshmallow.

Pineapple Addition



$$8 + 1 =$$



$$4 + 2 =$$



$$1 + 9 =$$



$$3 + 4 =$$



$$6 + 2 =$$

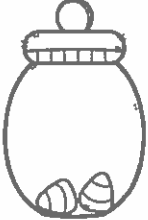














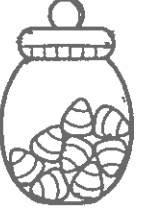


Name _____

Counting to Add

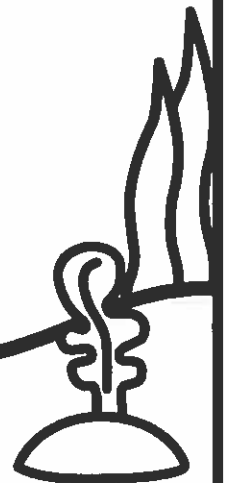

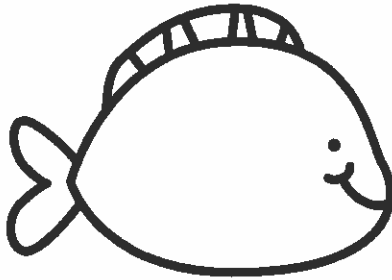
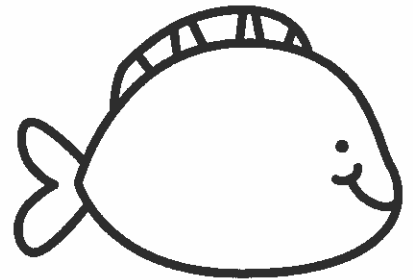
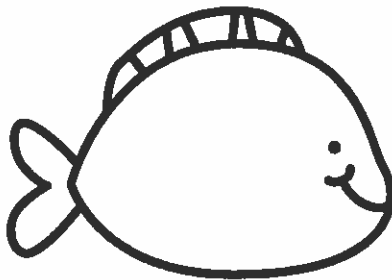

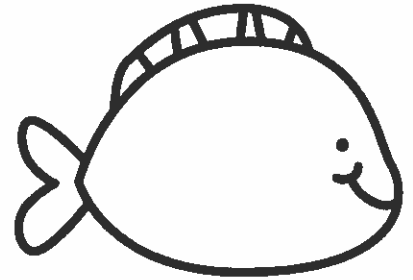
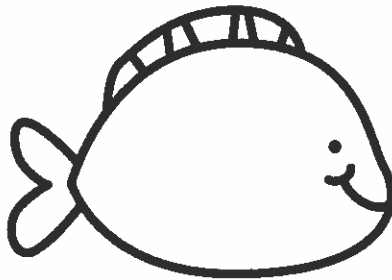

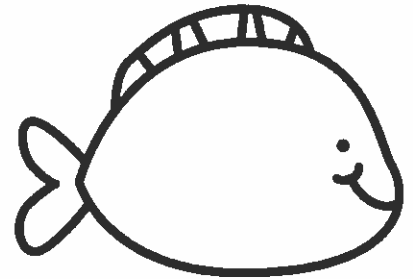
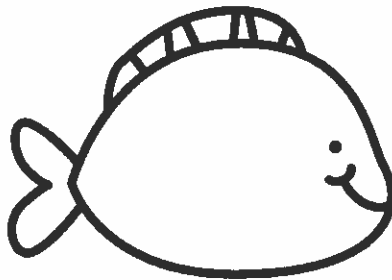
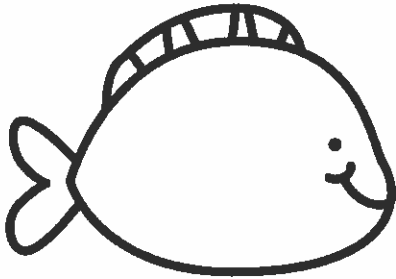
COUNTING CANDY CORN

Directions: Count the candy corn in each jar and add up the total.

 <input type="text"/>	 <input type="text"/>	$+$	<input type="text"/>	$=$	<input type="text"/>
 <input type="text"/>	 <input type="text"/>	$+$	<input type="text"/>	$=$	<input type="text"/>
 <input type="text"/>	 <input type="text"/>	$+$	<input type="text"/>	$=$	<input type="text"/>
 <input type="text"/>	 <input type="text"/>	$+$	<input type="text"/>	$=$	<input type="text"/>
 <input type="text"/>	 <input type="text"/>	$+$	<input type="text"/>	$=$	<input type="text"/>
 <input type="text"/>	 <input type="text"/>	$+$	<input type="text"/>	$=$	<input type="text"/>
 <input type="text"/>	 <input type="text"/>	$+$	<input type="text"/>	$=$	<input type="text"/>
 <input type="text"/>	 <input type="text"/>	$+$	<input type="text"/>	$=$	<input type="text"/>

Name: _____

Counting by 2s



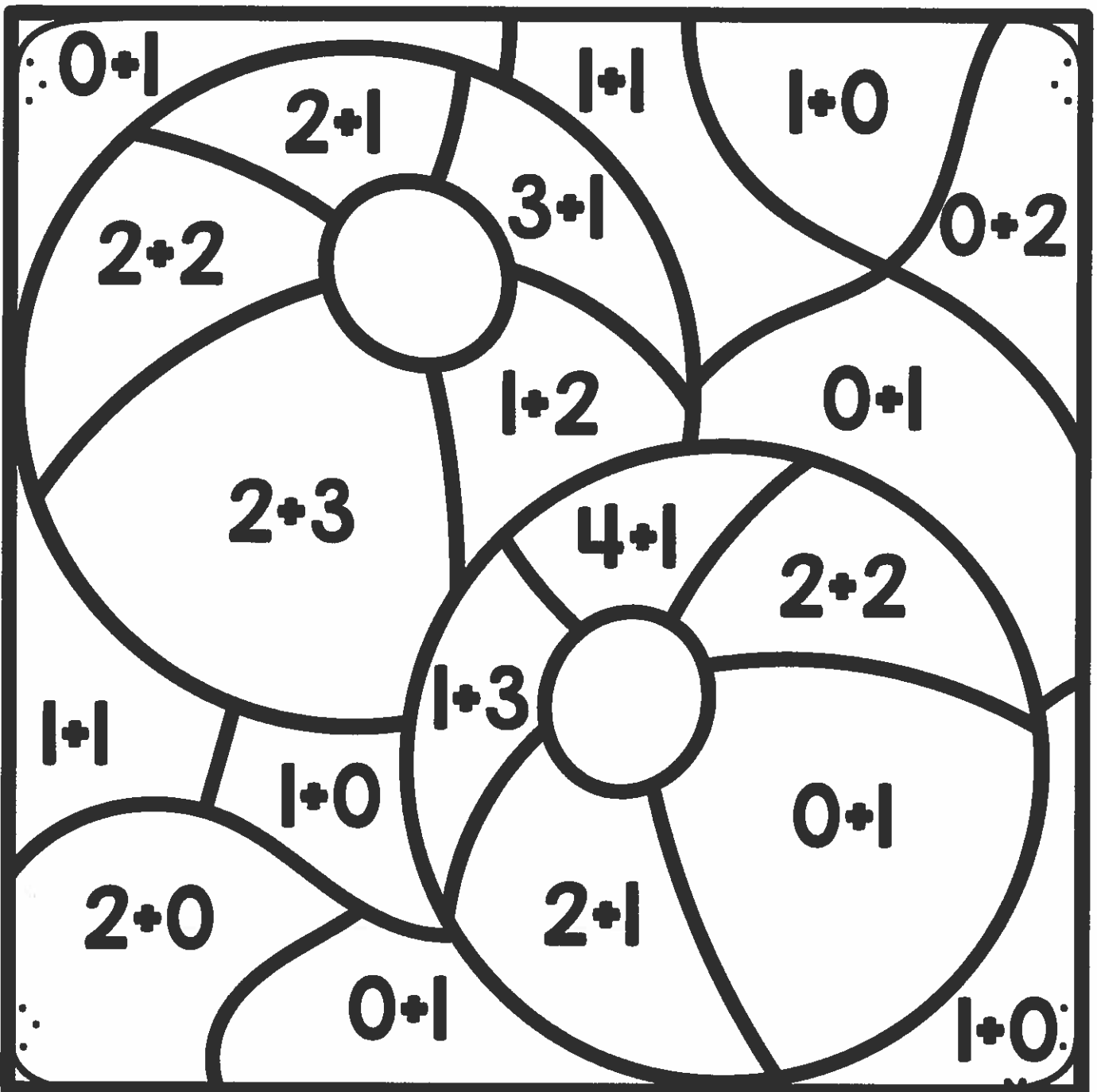
Directions: Skip count by 2s and write the numbers on the fish.

Name: _____

Color by Code

Addition to 5

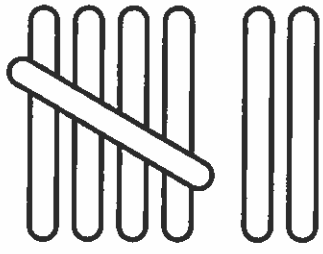

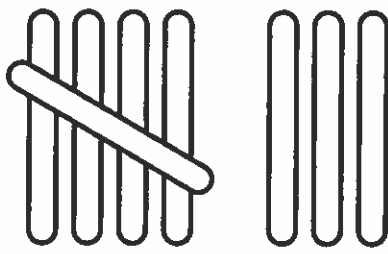





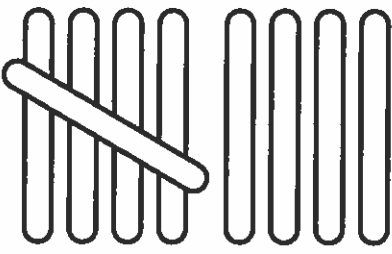
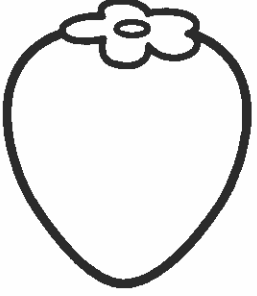






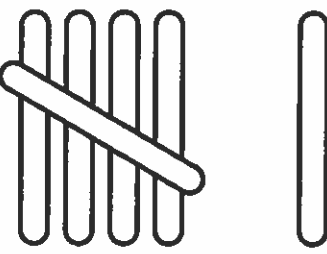

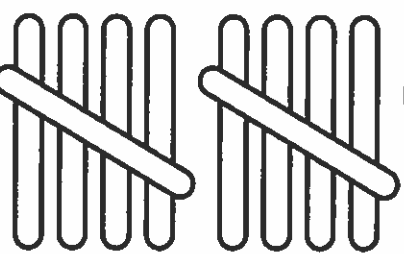
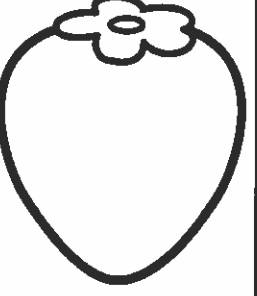
blue	green	yellow	orange	red
1	2	3	4	5




Name: _____

Berry Good Tally











Directions: Count the tally marks.
Write the total on the strawberry.

Name: _____



Create-a-Pattern

Directions: Color the ice cream cones to match the pattern on the cup. Pick a pattern for the last row. Write the pattern on the cup and color the cones to match.

Name: _____

Tasty Teens

Directions: Color the ten frames to match the base ten blocks. Write the number on the line.



tens	ones	

tens	ones	


tens	ones	

tens	ones	

tens	ones	

Name: _____

Numbers 1 - 100



Directions: Fill in the numbers on the hundred chart.

1	2		4	5	6	7		9	
11		13	14	15		17	18		20
	22	23	24		26		28	29	30
31	32	33		35		37		39	
41		43	44		46	47	48		50
	52		54		56			59	
61		63	64	65		67	68		70
71		73		75	76	77			
81	82		84	85	86		88	89	90
	92	93	94		96	97		99	