

1st Grade



June 2023

Dear Students and Families.

Welcome to 1st Grade! I'm excited to get to know you and your family, and I'm looking forward to a happy and productive school year. We will certainly be Busy Bees! There is a lot of information to learn about 1st grade in the fall, so I will just share with you what is important now.

You have received the Summer Reading and Review packet. Research has shown that lower elementary students in particular experience what is known as the "summer slide". When children take time off of reading and math, skills are lost and time will be needed to reteach those skills. First grade is the year children learn how to read and we want them to begin with the skills they learned in kindergarten. I will hold students accountable to turn in their packets during Open House or the first day of school to attend the Summer Math and Reading Carnival held in September.


A list of books are provided as suggestions. ANY books can be read. Please have the students fill out their own reading log. Have a goal of at least 10 books. Encourage reading wherever you can-reading the menu at the restaurant, reading street signs when traveling, or recipes in the kitchen. Make time each day for an opportunity to "family read" and read along with your child. Even think about your own Reading Log to do alongside with your child.

The list of our first 15 weeks of high frequency words are included. These are words that children learn through memorization or by heart. Begin practicing them now. Review them as much as possible this summer. Make it fun-write them in the sand or make a game.

I have prepared our class supply list if you would like to get ahead of back to school shopping. After Christmas, I will contact anyone if their child needs any supplies refilled. You will notice there is not a water bottle on the supply list. We have a water fountain right next to our classroom. We will not be using the bottles in the classroom. If you would like to use water bottles for water at lunch, please be sure they can fit into the lunch box or that there is water bottle storage on the outside of the lunch box. They should be spill proof, plastic, and child size.

Once again, welcome to 1st grade- the most awesome grade in the school! Let's work together to make this the best year ever!

Sincerely,
Mrs. Perry



SCHOOL

supply list

FIRST GRADE

Dear Parents,

2 Boxes 24 Crayola Crayons

8 or 12 Crayola Markers

Scissors

3 Composition books wide rule (Science, Social Studies, Math)

1 Primary Journal (blank at page top, lines at bottom)

2 Pink Erasers

Headphones with microphone

****Do not put names on the following items.....****

12 pack Ticonderoga #2 pencils

4 black dry erase markers

Snack or Sandwich Size Ziploc bags

Gallon Ziploc bags

12 glue sticks

2 black sharpies

Post it note square pad

Last Names A-M Baby Wipes

Last Name N-Z Paper Towels

2 Boxes of tissues

Heavy Duty Folder and Spelling notebooks
will be purchased at school for \$14

We will check in on supplies in January!

Please let me know if you have
any questions!



Summer Reading Challenge

You might like to read these great books.

Title	Author's Last Name
Elephant and Piggie series	Willems
Unlimited Squirrels series	Willems
Fly Guy series	Arnold
Pete the Cat series	Litwin
Biscuit series	Capucilli
Splat the Cat series	Scotton
Goose and Bear series	Bloom
Ollie series	Dunrea
David series	Shannon
Clifford series	Bridwell
Pig in a Wig series	Virjan
My First-Ty's Travels series	Lyons
My First-Fox series	Tabor
The Adventures of Otto series	Milgrim
I Need My Monster series	Noll
Llama Llama series	Dewdney
Dino Sports series	Wheeler
Mo series	Adler
Goodnight Construction Site series	Rinker
National Geographic Pre-Readers	Various authors
My First-Duck, Duck, Dinosaur series	George
Bear and Friends series	Wilson

Teacher:

Reader:

Summer Reading Log



Book Title	My Favorite Character	How I Liked the Book
		☆☆☆☆☆
		☆☆☆☆☆
		☆☆☆☆☆
		☆☆☆☆☆
		☆☆☆☆☆
		☆☆☆☆☆
		☆☆☆☆☆
		☆☆☆☆☆
		☆☆☆☆☆
		☆☆☆☆☆
		☆☆☆☆☆
		☆☆☆☆☆


Name: _____

List 1			List 2			List 3			List 4			List 5		
go			a			and			are			do		
is			first			find			buy			live		
like			good			for			little			of		
see			had			just			said			our		
the			he			many			too			wants		
this			I			one			up			what		
to			my			she			will			with		
we			was			then			you			your		

List 6			List 7			List 8			List 9			List 10		
about			day			all			by			be		
eat			every			down			call			here		
how			fly			four			could			me		
make			have			from			know			play		
out			look			her			some			started		
put			made			now			there			today		
takes			they			saw			were			use		
who			write			went			would			very		

List 11			List 12			List 13			List 14			List 15		
jump			after			around			again			any		
right			before			came			away			done		
say			does			come			because			laugh		
their			don't			found			cold			long		
walk			grow			other			fall			more		
way			into			people			full			pull		
where			no			two			or			teacher		
why			wash			worked			pretty			think		


MY SUMMER REVIEW



Name: _____

Directions: Write the alphabet
letters in UPPERCASE letters.

Sandcastle Letters




Name: _____

Directions: Write the alphabet
letters in LOWERCASE letters.

Sandcastle Letters


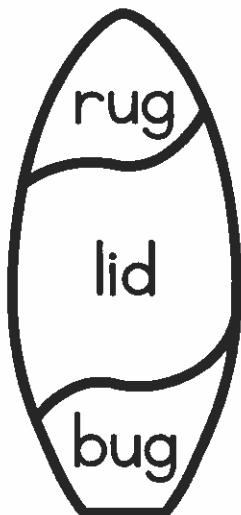
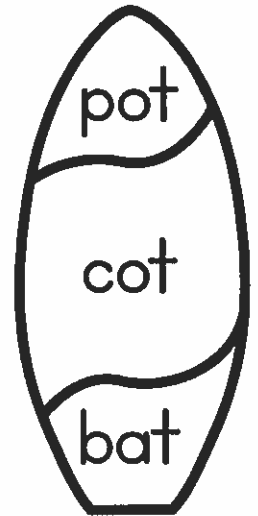


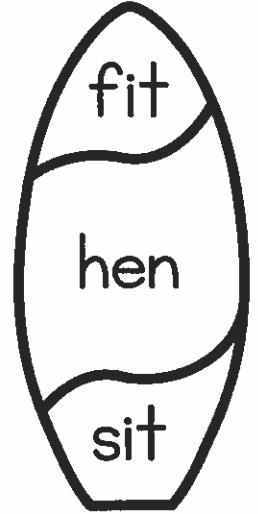


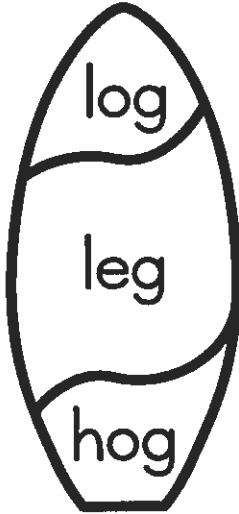
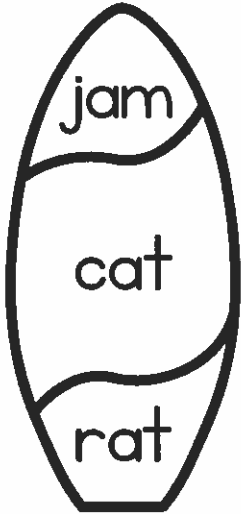
--



Name: _____

Directions: Read the words on each surfboard. Color the two words that rhyme.

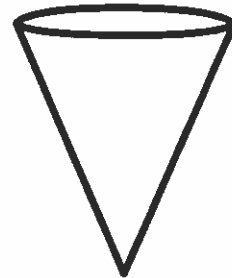
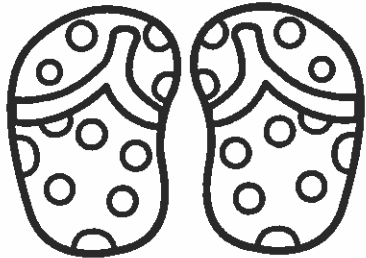
Surfin' Rhymes



Name: _____

Directions: Color the beginning sound that matches the picture. Choose one picture and write the word on the line below.

Summer Sounds



f

s

v

t




k

h

b

c

z



n

j

t

r

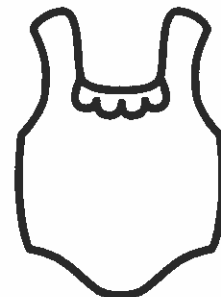

b

l

c

s

m



s

w

g

d

t

h

k

n

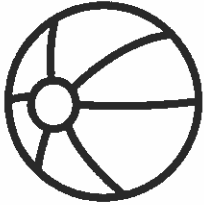
b




Name: _____

Directions: Write the missing beginning sound on the line.

Beginning Sounds




all



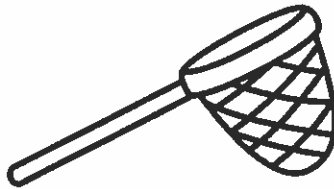
ish



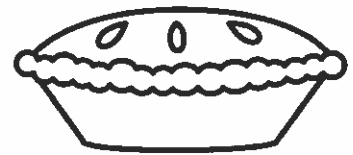
ump



emon



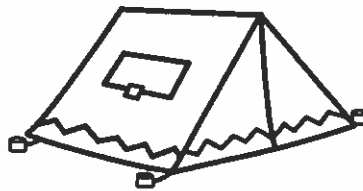
et



ie



ain



ent




arrot



og





um



Name: _____

Directions: Color the number that matches the number of syllables in the word. Choose one word to write in a sentence at the bottom.

Summer Syllables



1

2

3

1

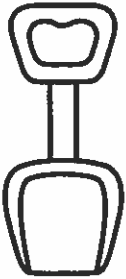
2

3

1

2

3



1

2

3

1




2

3

1

2

3



1

2

3

1


2

3

1

2


3




Name: _____

Directions: Write the missing ending sound on the line.

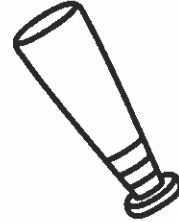
What's That Sound?



ma



cra




ba




sur



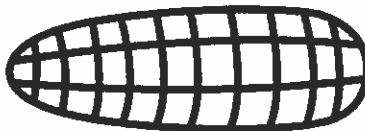
lo




be



an



cor



ra



mil



ca




Name: _____

Ending Sounds



t	n
r	d



m	t
h	r

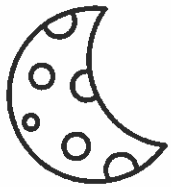


f	x
p	d


an

ca


fo



r	k
n	g



s	t
f	g



d	r
c	s

moo

pi

re



p	m
n	b



g	t
p	r




t	k
m	j

mo

cu

ca




g	s
p	r



h	n
d	m

wi

pe




Directions: Color the missing ending sound in each word.
Write the missing letter to complete the word.

Name: _____

Color by Code

CVC Words



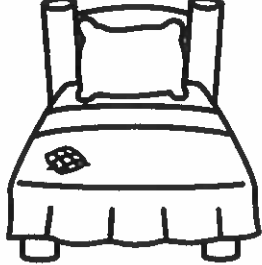


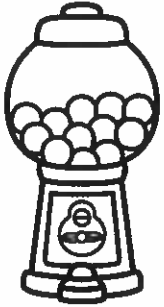












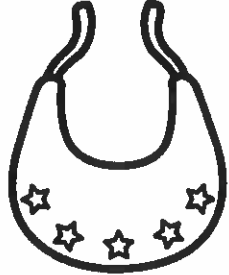

blue	yellow	red	orange	brown
-at	-am	-an	-ap	-ag



Name: _____

Word Families

Directions: Color the pictures that match the word family on the bucket.

 <p>ip</p>			
 <p>it</p>			
 <p>in</p>			
 <p>ig</p>			
 <p>ib</p>			

Name: _____

Word Families

Directions: Color in the correct word family, then write it on the line below.
Choose one word to write a sentence.



un	ug
ut	up



un	ug
ut	up



un	ug
ut	up

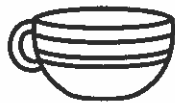
p

b


n



un	ug
ut	up



un	ug
ut	up



un	ug
ut	up

s

c

r



un	ug
ut	up



un	ug
ut	up



un	ug
ut	up

h

f


j



Name: _____

Middle Sound Mix Up

Directions: Color the missing vowel sound in each word. Write the missing letter to complete the word.



a	e
i	o



a	e
i	u




a	e
i	o

j m

m g

d t



a	e
i	u



a	e
i	o




a	e
i	u

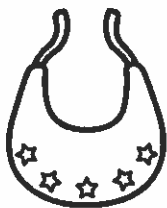
h n

l p

p a



a	e
i	o



a	e
i	u



a	e
i	o


w o

b o

m p



a	e
i	u



a	e
i	o

c t

r d



Name: _____

Directions: Read the words.
Write each word underneath
the picture that it matches.

Write the Word

Word Bank

ham

lid

cut

gap



dot

hit

log

den

fed



Name: _____

Directions: Read the word. Change the beginning sound to make a new word to match the picture. Write the new word on the line.

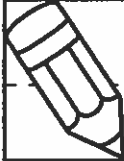



Summer CVC




cat

change to



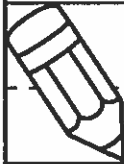

hen

change to



cop

change to



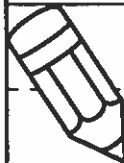
zip

change to



cup

change to



Name: _____



Read and Draw

I can sit on the red rug.

Did you see the sun?

We see the big box.

I have a map for you.

Is this my blue pen?

His hat is yellow and red.



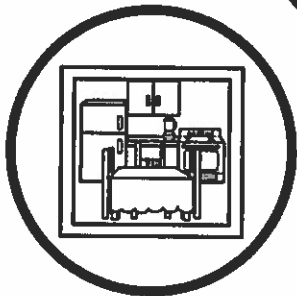





Directions: Read the sentence then draw a picture to match.

Name: _____

Directions: Use the color code to color the nouns.

Bubbly Nouns

green	orange	purple	yellow
person	place	thing	animal







Name: _____

Directions: Use the color code to color the sand buckets.



Blend Buckets

blue	yellow	red	green	orange	purple
bl	cl	fl	gl	pl	sl




Name: _____


Directions: Color the strawberries to create your own color code. Use your color code to color the strawberries.











Real or Silly?



**Real
Words**



**Silly
Words**



Name: _____

Write the Word

Directions: Read the words. Write each word underneath the picture that it matches.

Word Bank

hole

cave

cube

race



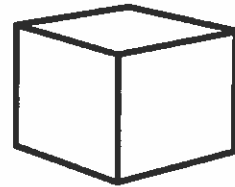

bone

hive

wire

lake


note




Name: _____

Let's Write


Writing Checklist

I used a capital letter.
 I see the dog.

I used space between words.
I see the dog.

I used punctuation.


I drew a picture.
 

I used my best handwriting.
Aa Bb Cc 

When it is hot outside

I like to



sandcastle



swim



picnic



sprinkler




ocean

Name: _____


Directions: Look at the numeral. Count and color the objects to match.

Count and Color


9



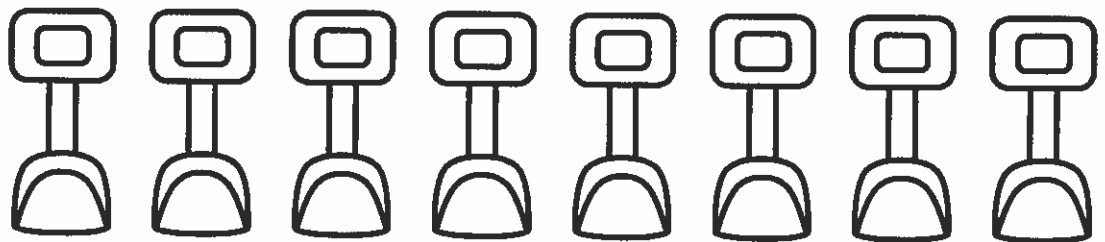
7




5




6



8



10






Name: _____


Directions: Count the ice cubes in the lemonade pitcher. Write the total on the line.





How Many Cubes?























Name: _____

Sweet Teens

Directions: Read the number. Color the ten frame to show the number.















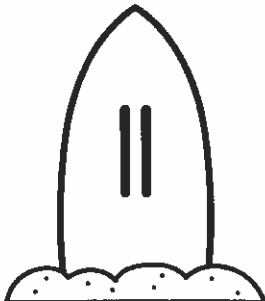




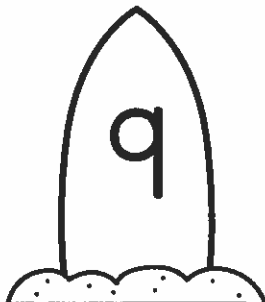





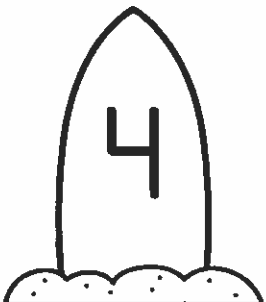



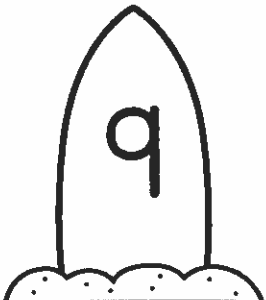
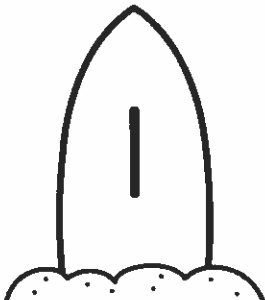





Name: _____

Which is Less?


Directions: Look at the number by the surf shop. Color the surfboard that shows the number that is less.

 10			
 8			
 5			
 9			
 6			


Name: _____

Directions: Look at the numbers on each beach ball. Circle the $<$, $>$ or $=$.


Comparing Numbers




$<$
 $>$
 $=$




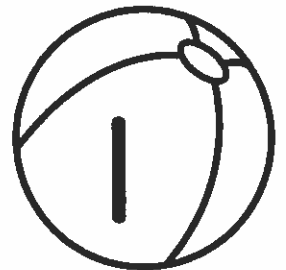
$<$
 $>$
 $=$





$<$
 $>$
 $=$



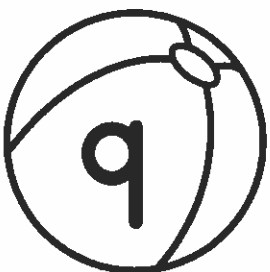
$<$
 $>$
 $=$



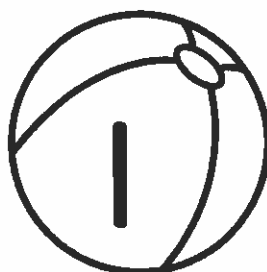
$<$
 $>$
 $=$



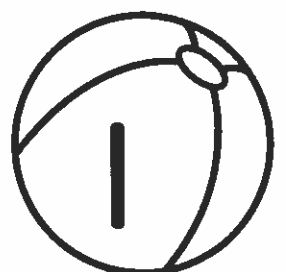
$<$
 $>$
 $=$



$<$
 $>$
 $=$



$<$
 $>$
 $=$



$<$
 $>$
 $=$










$<$
 $>$
 $=$



Name: _____

Directions: Write the missing numbers for each set of buckets.


Missing Numbers



Name: _____

Counting On

Directions: Count to fill in the missing numbers.



	2			
		8	9	

11				15
	17			

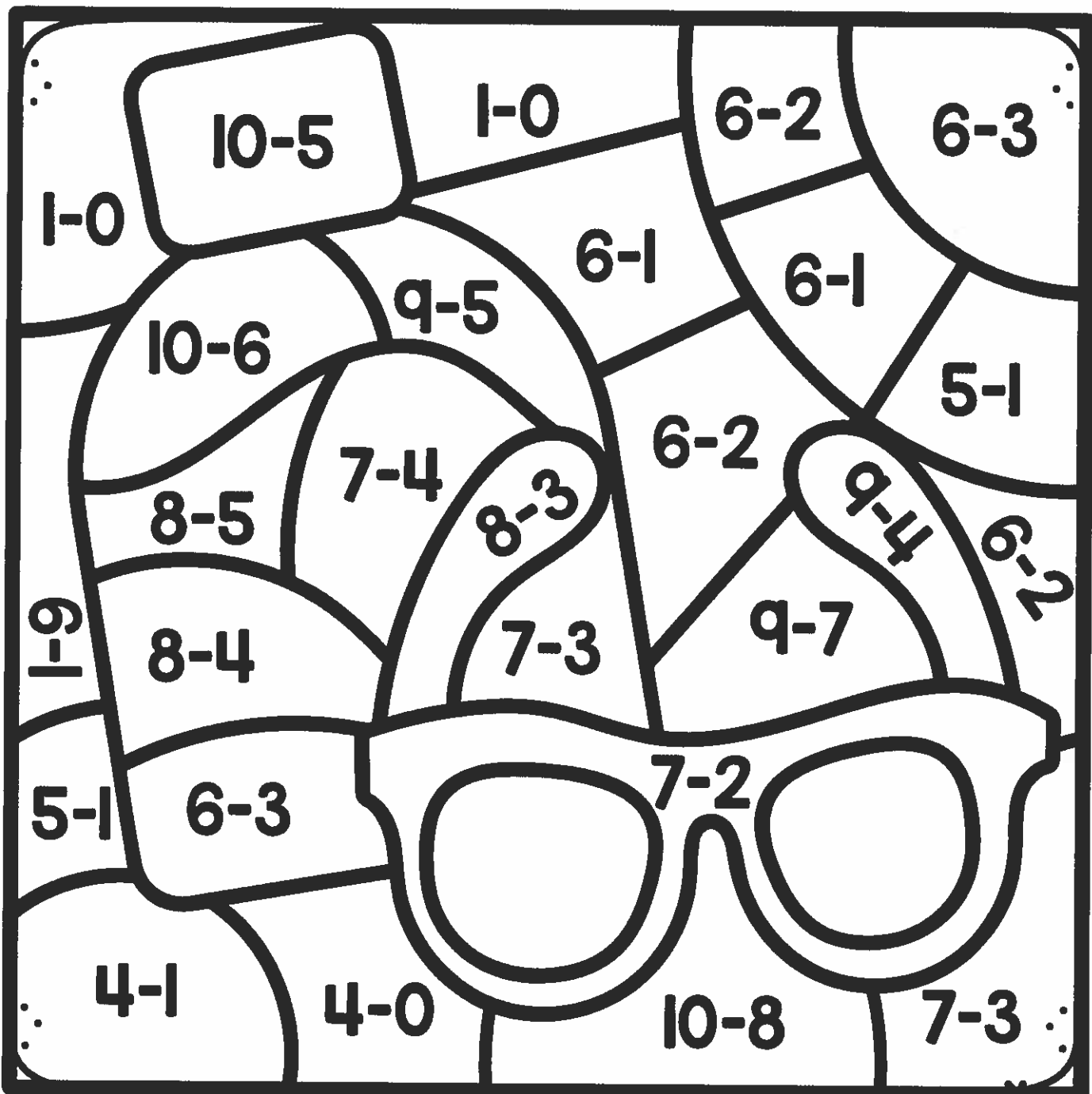
		23	24	
26				

Name: _____

Color by Code

Subtraction to 5

blue	green	yellow	orange	red
1	2	3	4	5

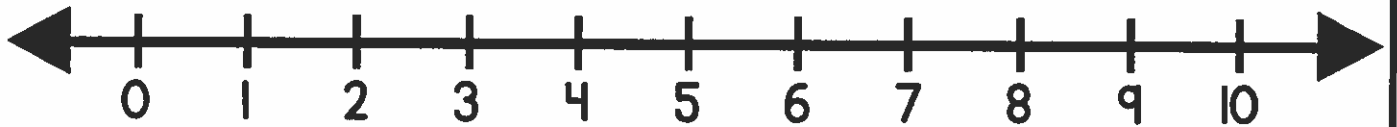


Name: _____

Summer Addition



Directions: Use the number line to solve the addition problems.



$4 + 2 = \underline{\quad}$

$5 + 3 = \underline{\quad}$

$5 + 5 = \underline{\quad}$

$7 + 3 = \underline{\quad}$

$2 + 1 = \underline{\quad}$

$4 + 4 = \underline{\quad}$

$2 + 4 = \underline{\quad}$

$0 + 9 = \underline{\quad}$

$2 + 8 = \underline{\quad}$

$8 + 0 = \underline{\quad}$

$3 + 4 = \underline{\quad}$

$3 + 6 = \underline{\quad}$

$4 + 5 = \underline{\quad}$

$6 + 3 = \underline{\quad}$

$5 + 2 = \underline{\quad}$

$6 + 2 = \underline{\quad}$

$10 + 0 = \underline{\quad}$

$6 + 4 = \underline{\quad}$

Name: _____

Directions: Use the number line to solve the equation. Write the answer on the marshmallow.

Pineapple Addition



$$8 + 1 =$$



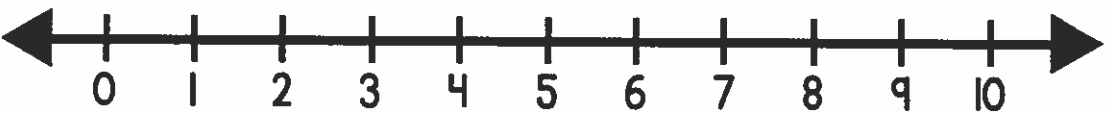
$$4 + 2 =$$



$$1 + 9 =$$



$$3 + 4 =$$



$$6 + 2 =$$



Name: _____

Directions: Read and solve the addition word problem.

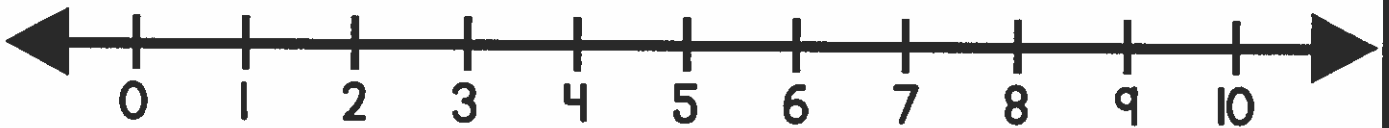
Addition Word Problem

Gus collected 5 shells on the beach. Jan collected 4 shells on the beach. How many shells are there in all?

Draw a picture.



Solve using a number line.



Solve using a ten frame.

Show the equation.



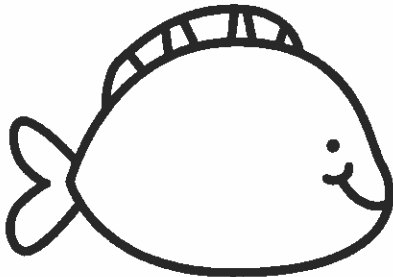


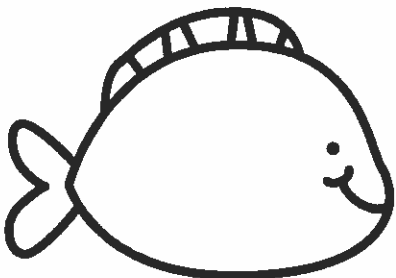

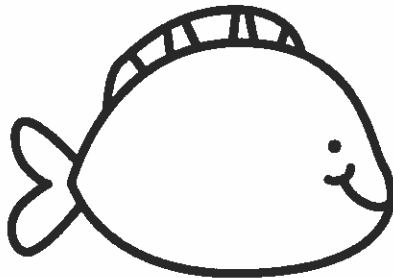
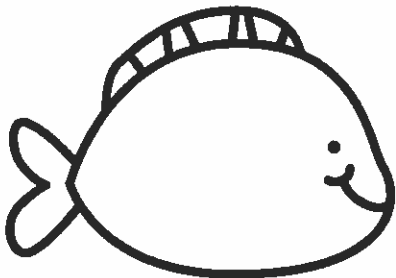

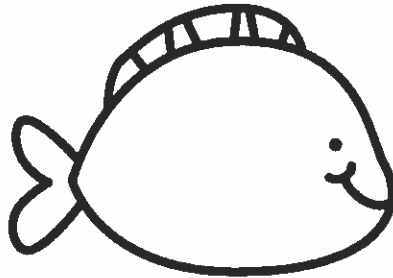
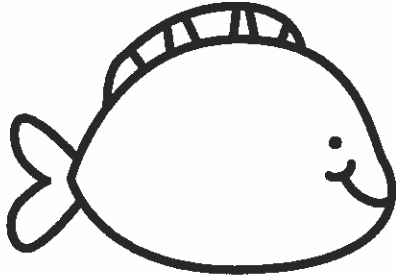
$$\underline{\quad} + \underline{\quad} = \underline{\quad}$$

My answer.

 shells

Name: _____

Counting by 2s



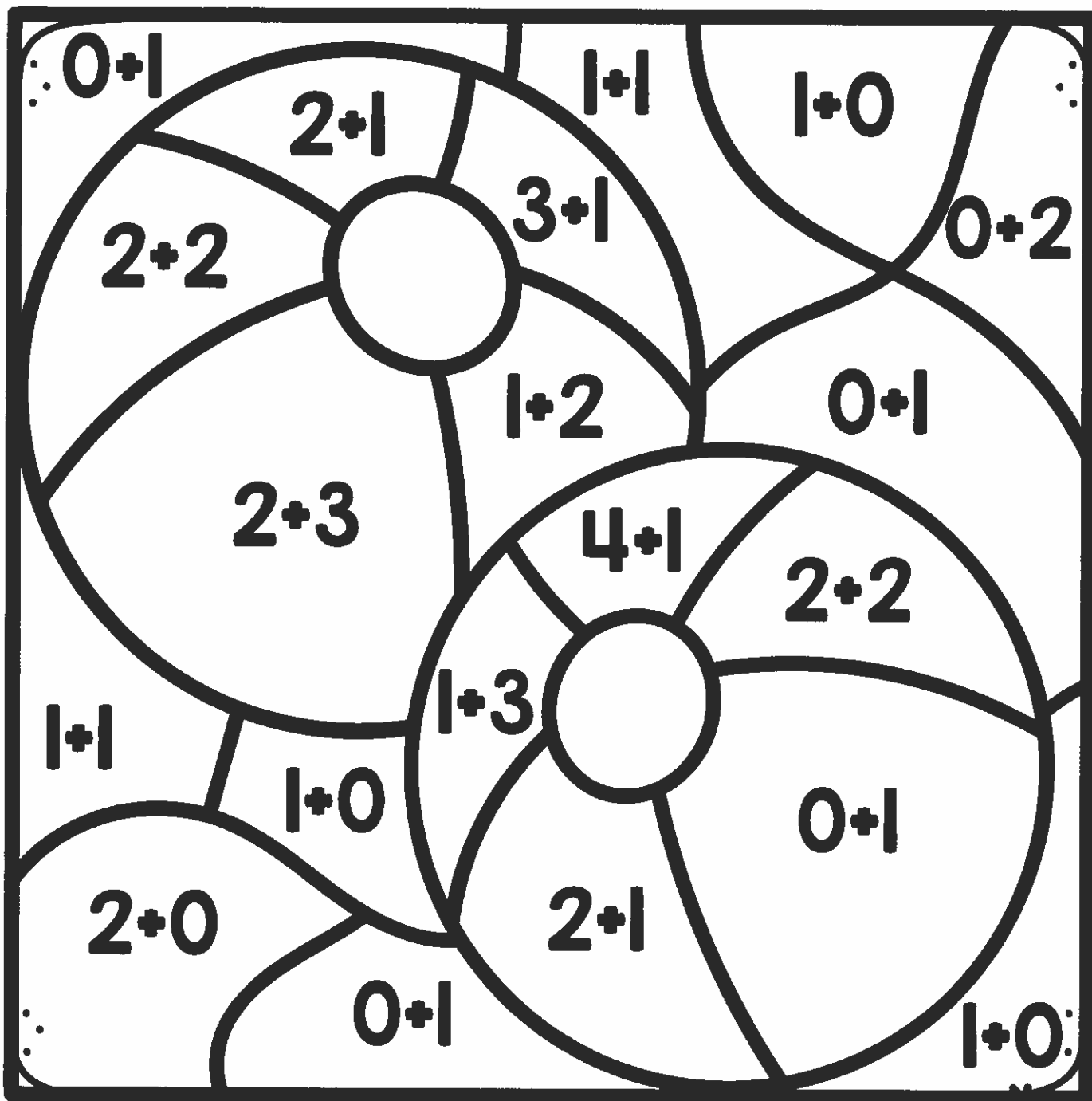
Directions: Skip count by 2s and write the numbers on the fish.

Name: _____

Color by Code

Addition to 5

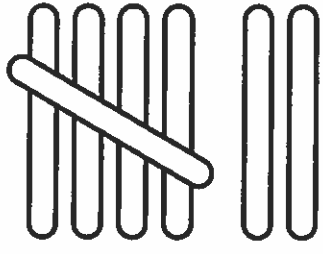

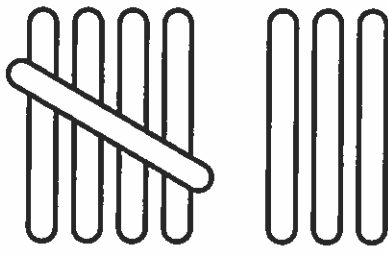





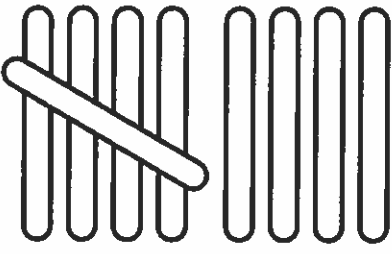

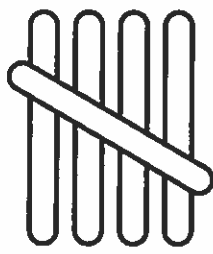





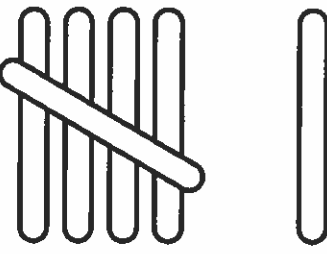
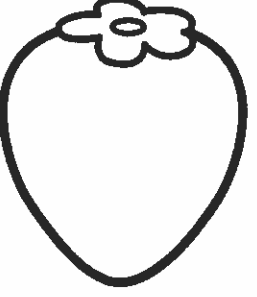
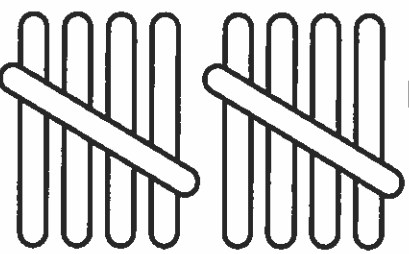

blue	green	yellow	orange	red
1	2	3	4	5




Name: _____

Berry Good Tally











Directions: Count the tally marks.
Write the total on the strawberry.

Name: _____



Create-a-Pattern

Directions: Color the ice cream cones to match the pattern on the cup. Pick a pattern for the last row. Write the pattern on the cup and color the cones to match.

Name: _____

Tasty Teens

Directions: Color the ten frames to match the base ten blocks. Write the number on the line.



tens	ones	

tens	ones	


tens	ones	

tens	ones	

tens	ones	

Name: _____

Numbers 1 - 100



Directions: Fill in the numbers on the hundred chart.

1	2		4	5	6	7		9	
11		13	14	15		17	18		20
	22	23	24		26		28	29	30
31	32	33		35		37		39	
41		43	44		46	47	48		50
	52		54		56			59	
61		63	64	65		67	68		70
71		73		75	76	77			
81	82		84	85	86		88	89	90
	92	93	94		96	97		99	